

# 2010-11 COLORADO MEN'S BASKETBALL

## GAME #10

vs. Longwood Lancers (3-9)  
 Sunday, Dec. 19, 2:07 p.m. (MST)



**Television:** FSN Rocky Mountain  
 Drew Goodman (p-b-p), Ceal Barry  
 (analyst), Marc Stout (sideline).

**Radio:** KKZN 760-AM: Mark Johnson (p-b-p),  
 Chris Lewis (analyst).

Series vs. Longwood: 0-0  
 Series vs. Independents: 8-0

**CUBuffs.com**

## 2010-11 COLORADO SCHEDULE (6-3, 0-0 Big 12)

Date	Opponent (TV)	Time
Fri. Nov. 12	#IDAHO STATE (FSN RM)	W, 88-80
Tue. Nov. 16	at Georgia (FSN RM)	L, 74-83
Sat. Nov. 20	at San Francisco	L, 81-83 (ot)
Tue. Nov. 23	ALCORN STATE (FSN RM)	W, 91-51
Sun. Nov. 28	at Harvard	L, 66-82
Tue. Nov. 30	TEXAS-PAN AMERICAN (FSN RM)	W, 83-64
Sat. Dec. 4	^OREGON STATE (ESPNU)	W, 83-57
Wed. Dec. 8	#COLORADO STATE (FSN RM)	W, 90-83 (ot)
Fri. Dec. 17	THE CITADEL (FSN RM)	W, 89-61
Sun. Dec. 19	LONGWOOD (FSN RM)	2 p.m.
Wed. Dec. 22	%vs. New Mexico	8 p.m.
Thr. Dec. 23	%vs. Indiana or Northern Iowa	5:30/8 p.m.
Wed. Dec. 29	MARYLAND EASTERN SHORE (FSN RM)	7 p.m.
Sun. Jan. 2	at Cal State Bakersfield	6 p.m.
Wed. Jan. 5	WESTERN NEW MEXICO (BUFFS TV)	7 p.m.
Sat. Jan. 8	!*MISSOURI (Big 12 Network)	11:30 a.m.
Wed. Jan. 12	*at Kansas State (ESPNU)	7 p.m.
Sat. Jan. 15	!*OKLAHOMA STATE (Big 12 Network)	11:30 a.m.
Tue. Jan. 18	*at Nebraska (ESPN2)	5 p.m.
Sat. Jan. 22	!*at Oklahoma (Big 12 Network)	11:30 a.m.
Tue. Jan. 25	!*KANSAS (Big 12 Network)	6 p.m.
Sat. Jan. 29	!*at Baylor (Big 12 Network)	11:30 a.m.
Tue. Feb. 1	*IOWA STATE (FSN RM)	7 p.m.
Sat. Feb. 5	!*at Missouri	5:30 p.m.
Wed. Feb. 9	*TEXAS A&M (ESPNU)	7 p.m.
Sat. Feb. 12	*KANSAS STATE (ESPNU)	7 p.m.
Sat. Feb. 19	*at Kansas (ESPN)	Noon
Wed. Feb. 23	!*at Texas Tech	5:30 p.m.
Sat. Feb. 26	!*TEXAS (Big 12 Network)	2 p.m.
Wed. Mar. 2	!*at Iowa State	5:30 p.m.
Sat. Mar. 5	*NEBRASKA	7 p.m.
Mar. 9-12	**Big 12 Basketball Championships	TBD

%-10th Annual Las Vegas Classic (CBS College Sports Network)  
 ^-Big 12/Pac-10 Harwood Series \*-Big 12 Conference  
 !-ESPN Full Court  
 \*\*-Big 12 Championships (Sprint Center, Kansas City, Mo.)  
 #-Doubleheader with CU women's team  
 Home Games in CAPS (FSN RM) FSN Rocky Mountain  
 DATES AND TIMES ARE SUBJECT TO CHANGE

Men's Basketball Contact: Andrew Green  
 Office: (303) 492.3812  
 Cell: (720) 470.9780  
 E-Mail: andrew.green@colorado.edu

## COLORADO PROBABLE STARTERS

Pos/No	Player	Ht	Wt	Yr	Hometown	PPG	RPG	APG
G 1	Nate Tomlinson	6-3	190	Jr.	Sydney, Australia	3.9	1.8	2.7
G 5	Marcus Relphorde	6-7	220	Sr.	Chicago, Ill.	11.3	4.6	2.8
G 10	Alec Burks	6-6	195	So.	Grandview, Mo.	20.3	4.2	2.1
G 11	Cory Higgins	6-5	180	Sr.	Danville, Calif.	17.0	3.8	3.1
F 33	Austin Dufault	6-9	225	Jr.	Killdeer, N.D.	8.2	4.7	^1.3

## OFF THE BENCH

G 2	Shannon Sharpe	6-1	200	R-Fr.	Corona, Calif.	1.7	1.4	1.7
G 24	Levi Knutson	6-4	200	Sr.	Littleton, Colo.	11.7	3.2	1.1
G 21	André Roberson	6-7	195	Fr.	San Antonio, Texas	5.3	7.0	1.7

^ -steals

## LONGWOOD PROBABLE STARTERS

Pos/No	Player	Ht	Wt	Yr	Hometown	PPG	RPG	APG
G 2	Martiz Washington	6-0	175	Jr.	Hopewell, Va.	10.4	1.7	1.2
C 4	Antwan Carter	6-6	225	Jr.	St. Petersburg, Fla.	15.5	10.0	1.6
G 20	Aaron Mitchell	6-2	190	Sr.	Matoaca, Va.	13.2	5.6	3.7
G 25	Durann Neil	6-2	205	Jr.	Pleasantville, N.J.	8.3	1.4	3.8
F 33	Jan Van Der Kooij	6-7	222	Jr.	Tiendeveen, The Netherlands	7.4	5.5	1.4

**QUICKLY:** Colorado has won 18-straight non-conference home games since the 2008-09 season including nine in a row at home dating back to last season • The Buffs have won all their home games in 2010-11 season (6-0) • If CU defeats Longwood, that will make five straight wins their longest since the 2005-06 season (nine-straight).

**TEAM NOTES:** Against The Citadel, CU shot a tied season-high in field goals made (34) and had a shooting percentage best 59.6 percent • CU has won all six games when four players score 10 or more points • CU has forced more turnovers than committed in all nine games and committed single-digit turnovers in five of nine games this season • The Buffs are 6-1 when scoring 80 or more points • CU shot a season-first 50 percent or better in both halves against The Citadel.

**INDIVIDUAL NOTES:** Andre Roberson became the first CU player to have a double-double this season (11pts., 10 rebs.) vs. The Citadel • Austin Dufault reached the 500-point plateau of his career with eight points on Friday • Austin Dufault reached the 500-point plateau of his career with eight points on Friday • Cory Higgins tied Richard Roby for fifth place in career starts (102). Higgins moved past Donnie Boyce for fourth place in career minutes at 3540 minutes.

**MORE INDIVIDUAL:** Nate Tomlinson tied career-high eight assists against The Citadel (one turnover in 19 minutes) • Alec Burks leads the team in scoring

## 2010-11 Team Averages

	CU	LW
Points	82.8	77.0
Pts. Allowed	71.6	87.0
Scoring Margin	+11.2	-10.0
Field Goals	28.4	27.5
Field Goal Att.	58.1	61.8
Field Goal Pct.	.489	.445
3-pt FGs	6.0	9.0
3-pt FG Att.	15.6	23.9
3-pt FG Pct.	.386	.376
FTM	19.9	13.0
FT Att.	25.9	19.8
FT Pct.	.768	.658
Off. Rebs.	10.4	10.8
Def. Rebs.	23.6	24.7
Total Rebs.	34.0	35.5
Reb. Margin	+1.4	-5.0
Fouls	19.3	20.5
Turnovers	10.9	16.6
Assists	15.2	17.7
Blocks	3.2	2.7
Steals	8.8	6.1

(18.2 ppg.); Andre Roberson leads on the glass (6.2 rpg.), steals (9 total), and blocks (7 total); Levi Knutson is shooting a team-best from the field (58.2 percent) • In six home wins, Cory Higgins has 26 assists and 4 turnovers) and in three losses (2 assists, 11 turnovers) • Against The Citadel and for the first time this season, Higgins did not lead the team in one of the five major stat categories (points, rebounds, assists, steals, blocks) • Burks is the only CU player to have scored in double digits every game this season • Dufault and Marcus Relphorde are the only players to start every game • Against The Citadel, it was the sixth time this season that Burks (19 points) and Higgins (18 points) finished one-two in scoring for the Buffs. The last time Higgins and Burks finished one-two was at Harvard (Nov. 28).

**FREE THROW SHOOTING:** Here's a look at the current team at the charity stripe with under five and two minutes to play.

<b>5:00-2:01</b>	Higgins:	23-of-24	95.8%
<b>Percentages</b>	Burks:	17-of-25	68.0%
	Relphorde:	7-of-12	58.3%
	Tomlinson:	4-of-4	100%
	Dufault:	3-of-4	75.0%
	Knutson:	4-of-4	100%
	Sharpe:	2-of-2	100%
<b>2:00-0:00</b>	Higgins:	25-of-30	83.3%
<b>Percentages</b>	Burks:	37-of-46	80.4%
	Relphorde:	11-of-13	84.6%
	Tomlinson:	12-of-14	85.7%
	Knutson:	7-of-9	77.8%
	Sharpe:	2-of-4	50.0%
<b>OT Percentages</b>	Higgins:	9-of-9	100%
	Knutson	4-of-4	100%
	Burks	3-of-4	75.0%
	Relphorde:	2-of-3	66.7%
<b>Combined Total</b>	Higgins:	57-of-63	90.5%
	Burks:	57-of-75	76.0%
	Relphorde:	20-of-28	71.4%
	Tomlinson:	16-of-18	88.9%
	Knutson:	15-of-17	88.2%
	Dufault:	3-of-4	75.0%
	Sharpe	4-of-6	66.7%

**TODAY'S FEATURE** is 6'10 junior forward Trey Eckloff. The Englewood, Colo. native has played in six games this season averaging 1.8 points and 1.2 rebounds per game. He is shooting 83.3 percent from the field (5-of-6). Last season he played in 15 games with one start (at Kansas State). Eckloff is a finance major and was named to CU's 4.0 GPA Club during the Fall 2008 and Spring 2009 semesters.

**SHARING THE BALL:** For the first time since the 1996-97 season (and four other times before that), CU had two players with at least six or more assists in the same game in back-to-back contents. Against Texas-Pan American, Cory Higgins and Shannon Sharpe had seven and six assists, respectively. Last Saturday, against Oregon State, Marcus Relphorde recorded eight assists with Higgins adding six dimes. Upon further research, there was no record of two players having six or more assists in a single game in three consecutive games.

**WINS/LOSSES:** In six victories (all at home), the Buffs are averaging 87.3 points per game; shooting 52.7 percent from the floor, and outrebounding the opponent by five a game. Four players are averaging 10 or more points with a team average of 19.2 assists per contest. In three road losses, CU averages 73.7 points a game; shoots 41.2 percent from the floor, average only seven assists, and has two players in double digits (both over 20 a game).

**SENIOR LEADERSHIP:** Levi Knutson's six-3-pointers against Oregon State were the most since Richard Roby made six against Nebraska (Jan. 25, 2006). Knutson's eight FGs made ties a career-high • Knutson is the first CU player other than Cory Higgins and Alec Burks to lead the Buffs in back-to-back scoring games since Dwight Thorne II led CU in scoring Jan. 31 (at Kansas) and Feb. 4 (Nebraska) during the 2008-09 season. Burks/Higgins have led CU in scoring outright 34 of the last 40 games.

**MOVING UP THE CHARTS:** With 1,544 career points, Cory Higgins is 22 points from seventh place on the school's all-time scoring list (Randy Downs: 112 games played, 1,566 pts., 1982-85). Here's a look at the other lists Higgins appears on: third in free throws made (445), fourth in career minutes (3,540), tied for fifth in game starts (102), sixth in steals (168) and FT attempts (547), and 14th in assists (252).

**FIRST YEAR HELP:** Freshman Andre Roberson leads the Buffaloes in rebounding (63) with 7.0 a game and blocked shots (12). He also leads on the offensive (21) and defensive glass (42). More impressively he has led the Buffs at the end of the game in a variety of categories: six times in blocks (twice shared), rebounding six times (three shared), three times in steals (once shared), and assists twice (both shared).

**CHARITY STRIPE:** Alec Burks and Cory Higgins have reached the free throw line 126 times combined after nine games. The pair have made 105 of them (83.3%). The rest of the team is 74-of-107 (69.2%).

**2011-12 SEASON:** The CU men's basketball team will be one of eight teams participating in the annual Honda Puerto Rico Tip-Off next season (Nov. 17, 18, 20) at the Coliseo de Puerto Rico, in the cosmopolitan Hato Rey district of San Juan. The field for the fifth annual Puerto Rico Tip-Off includes CU, Alabama, Iona, Maryland and Wichita State, along with Purdue and Temple, which are ranked in the pre-season ESPN/USA Today Coaches Poll at No. 8 and No. 22, respectively. The final team will be announced at a later date.

**Career Three-Point FG Percentage of Players over 6'5"** (minimum 60 attempts); Since 1997-2010

Name	Ht.	Yrs Played	3 Point %
Martice Moore	6'7"	(1995-97)	.397 (35-of-63)
Xavier Silas	6'5"	(2006-07)	.383 (44-of-115)
Andy Osborn	6'9"	(2004-06)	.374 (98-of-262)
<b>Marcus Relphorde</b>	<b>6'7"</b>	<b>(2009-pre.)</b>	<b>.369 (45-of-122)</b>
<b>Cory Higgins</b>	<b>6'5"</b>	<b>(2007-pre.)</b>	<b>.353 (101-of-286)</b>
<b>Alec Burks</b>	<b>6-6"</b>	<b>(2009-pre.)</b>	<b>.347 (26-of-75)</b>
Greg Jensen	6'6"	(1993-97)	.341 (14-of-41)
Nick Mohr	6'5"	(1998-2002)	.329 (115-of-349)

**CU Basketball Roster**

No.	Student-Athlete	Pos.	Ht.	Wt.	Cl.	Exp	Hometown (High School/Previous College)
1	Nate Tomlinson	PG	6-3	190	Jr.	2L	Sydney, Australia (Lee Academy [Maine])
2	Shannon Sharpe	PG	6-1	200	Fr.	RS	Corona, Calif. (Centennial)
5	Marcus Relphorde	G	6-7	220	Sr.	1L	Chicago, Ill. (Homewood-Flossmoor/ American Christian School [Alston, Pa.]/St. Louis
10	Alec Burks	G	6-6	195	So.	1L	Grandview, Mo. (Grandview)
11	Cory Higgins	G	6-5	180	Sr.	3L	Danville, Calif. (Monte Vista/ The Pendleton School [Bradenton, Fla.])
14	Javon Coney	G	6-3	210	Sr.	3L	Chicago, Ill. (Latin HS)
15	*Shane Harris-Tunks	C/F	6-11	250	So.	1L	Liverpool, New South Wales, Australia (Australian Institute of Sport)
21	André Roberson	G	6-7	195	Fr.	HS	San Antonio, Texas (Wagner)
24	Levi Knutson	G	6-4	200	Sr.	3L	Littleton, Colo. (Arapahoe)
32	Ben Mills	C	7-0	215	Fr.	HS	Hartland, Wis. (Arrowhead)
33	Austin Dufault	F	6-9	225	Jr.	2L	Killdeer, N.D. (Killdeer)
55	Trey Eckloff	F	6-10	235	Jr.	2L	Englewood, Colo. (Cherry Creek)

**Head Coach:** Tad Boyle (Kansas '85)

**Assistant Coaches:** Jean Prioleau (Fordham '92); Mike Rohn (McPherson College '90); Tom Abatemarco (Dowling College '73)

**Director of Basketball Operations:** Rodney Billups (Denver 2005)

\*-Harris-Tunks tore his left ACL in October 28 practice and will not play this year. He has three years remaining.

**PRONUNCIATIONS**

Dufault: DO - fault

Knutson: Kuh - Nute - sun

Relphorde: REL - ferd

Roberson: ROB - ber - son

Casey Crawford	6'9"	(2008-09)	.328	(21-of-64)
Kyle Williams	6'6"	(1998-2000)	.317	(32-of-101)
<b>Austin Dufault</b>	<b>6'9"</b>	<b>(2008-pre.)</b>	<b>.297</b>	<b>(30-of-101)</b>
Martane Freeman	6'7"	(2004-06)	.279	(17-of-61)
Will Smith	6'6"	(1996-00)	.203	(13-of-64)

**PRESEASON WOODEN LIST:** Cory Higgins and Alec Burks were selected to The John R. Wooden Award Preseason Top 50 list. The list is comprised of 50 student-athletes who, based on last year's individual performance and team records, are the early frontrunners for college basketball's most prestigious honor. Higgins and Burks are the fourth and fifth CU student-athletes, respectively to make the Wooden preseason list. The other Buffaloes to make the prestigious pre-season list are David Harrison (2003-04), Chauncey Billups (1995-96), and Donnie Boyce (1994-95).

**HIGGINS ALL-BIG 12 PRESEASON FIRST TEAM:** Cory Higgins was named to the All-Big 12 preseason first team. Players honored in the preseason voting were selected by the league head coaches, who are not permitted to vote for their own student-athletes. Higgins is a two-time third team selection. It marks the second time a CU student-athlete was named to the preseason squad when Richard Roby was selected in 2006-07. Sophomore guard Alec Burks was named an honorable mention selection.

**RECEIVING VOTES:** For the first time since the 2003-04 preseason, the CU men's team received votes (seven) in the Associated Press Top-25 preseason poll. In 2003-04, the Buffaloes entered the preseason with 12 votes fresh off their 2002-03 NCAA Tournament berth (their last appearance), instead they made the NIT.

**WHAT'S BACK in 2010-11:** Senior Cory Higgins (18.9 ppg.) and sophomore Alec Burks (17.1 ppg.) form one of the best 1-2 guard combos in the nation • The duo ranks third nationally of top returning scoring tandems at 36.0 points per game (see page 2 for complete list) • Last year, Higgins scored 587 points and Burks (512 pts.) becoming the first CU duo to score over 500 points in single season since 1990-91 (Shaun Vandiver, 699; and Stevie Wise, 655) • Burks was fourth nationally among all freshmen in points per game and field goal percentage, and became the first CU freshman to score over 500 points in a single-season (512).

**BIG 12 COACHES:** With nine returning letterwinners and all five starters returning, the Big 12 Coaches preseason poll predicts the Buffs to finish in ninth place. Last season, CU finished the regular season in eighth place. It was the first in three seasons not finishing 12th. During the 2005-06 season, CU ended up fifth in the conference standings.

**2010-11 BIG 12 PRESEASON POLL**

1.	Kansas State (10)	119
2.	Kansas (2)	109
3.	Texas	99
4.	Baylor	96
5.	Missouri	82
6.	Texas A&M	69
7.	Texas Tech	52
8.	Oklahoma State	51
9.	Colorado	46
10.	Nebraska	31
11.	Oklahoma	27
12.	Iowa State	11

## SCHOOL INFORMATION

Location..... Boulder, Colo.  
 Founded ..... 1876  
 Enrollment..... 30,128  
 Colors ..... Silver, Black, Gold  
 Nickname..... Buffaloes (Buff)s  
 Mascot..... Ralphie V, the Buffalo  
 Arena..... Coors Events/Conference Center (11,064)  
 Elevation ..... 5,345  
 NCAA Affiliation/Conference..... Division I/The Big 12  
 President..... Bruce Benson (Colorado '64)  
 Chancellor ..... Phil DiStefano (Ohio State '68)  
 Faculty Rep . David Clough (Case Institute of Technology '68)  
 Director of Athletics..... Mike Bohn (Kansas '83)  
 Web Site ..... www.CUBuffs.com  
 Big 12 web page ..... www.Big12sports.com  
 Athletic Department..... 303/492.7931  
 Ticket Office..... 303/492.8337

## HISTORY

First Year of Basketball..... 1901-02 (109 Years)  
 All-Time Record ..... 1,131-1,094 (.508); 2,225 games  
 NCAA Berths..... 10  
 (Won 9, Lost 12; two third place finishes in '42, '55)  
 Last Appearance..... 2002-03 (lost to Michigan State, 1st Rd.)  
 NCAA Appearances ..... 2003, 1997, 1969, 1963, 1962,  
 ..... 1955, 1954, 1946, 1942, 1940  
 NIT Appearances ..... 8  
 ..... (Won 8, Lost 7; won 1940 NIT; 1938 runner up)  
 Last NIT Appearance.... 2005-06 (lost Old Dominion, 1st Rd.)  
 Last Conference Title..... 1968-69 (Big 8)  
 ..... Big 8 (1962, 1963, 1969); Big 7 (1955)  
 Mountain State Conference titles (1938, '39, '40, '42)..... 4  
 League Championships Prior to 1924 ..... 13  
 Overall Conference Titles ..... 22  
 Big 12 Championships ..... 0  
 Big 12 Tournament Record..... 7-15

## MEDIA INFORMATION

Radio Station/Phone ..... KKZN-760 AM/303/359.1271  
 Announcers ..... Mark Johnson (play-by-play)  
 ..... Chris Lewis (analyst)

## TEAM INFORMATION

2009-2010 Overall Record..... 15-16  
 ..... Home: 13-3 Away: 2-10 Neutral: 0-3  
 Conference Record/Finish..... 6-10/8th  
 Starters Returning..... 5  
 Letterwinners Returning/Lost..... 9/4  
 Newcomers..... 4  
 Seniors (4) ..... Javon Coney, Cory Higgins,  
 ..... Levi Knutson, Marcus Relphorde  
 Senior-Transfer (1)..... Carlon Brown (Utah)  
 Juniors (3) ..... Austin Dufault, Trey Eckloff, Nate Tomlinson  
 Junior-Transfer (1) ..... Sabatino Chen (Denver)  
 Sophomores (2) ..... Alec Burks, Shane Harris-Tunks  
 Redshirt-Freshman (1)..... Shannon Sharpe  
 Freshmen (2) ..... Ben Mills, André Roberson  
 Student-Athletes Lost (4) ..... Trent Beckley (graduation),  
 Casey Crawford (graduation), Dwight Thorne II (graduation),  
 ..... Keegan Hornbuckle (transfer)

**MARK YOUR CALENDARS:** On July 1, 2011, the Colorado Buffaloes will join the Pac-10 Conference. Here's a look at the 2011-12 conference schedule in the new conference.

Date	Opponent	Time
Sat. Dec. 31	UTAH	TBD
Thur. Jan. 5	WASHINGTON	TBD
Sat. Jan. 7	WASHINGTON STATE	TBD
Thur. Jan. 12	at California	TBD
Sat. Jan. 14	at Stanford	TBD
Thur. Jan. 19	ARIZONA STATE	TBD
Sat. Jan. 21	ARIZONA	TBD
Thur. Jan. 26	at USC	TBD
Sat. Jan. 28	at UCLA	TBD
Thur. Feb. 2	OREGON STATE	TBD
Sat. Feb. 4	OREGON	TBD
Thur. Feb. 9	at Arizona	TBD
Sat. Feb. 11	at Arizona State	TBD
Sat. Feb. 18	at Utah	TBD
Thur. Feb. 23	STANFORD	TBD
Sat. Feb. 25	CALIFORNIA	TBD
Thur. Mar. 1	at Oregon	TBD
Sat. Mar. 3	at Oregon State	TBD
Mar. 7-10	Pac-12 Tournament	TBD

**LAST THREE YEARS:** CU lost 27 single-digit games under former head coach Jeff Bzdelik, 18 of those in the Big 12. The 27 losses were an average of 4.6 points.

**2009-10:** 7 games (three non-conference, four Big 12):  
 30 points (4.3 ppg.)

**2008-09:** 11 games (three non-conference, eight Big 12):  
 50 points (4.5 ppg.)

**2007-08:** 9 games (three non-conference, six Big 12):  
 43 total points (4.8 ppg.)

**FRESHMAN SCORING BESTS:** Alec Burks scored over 20 points, eight times during the 2009-10 season and his 27-point effort against Missouri ranks eighth among all CU freshman. Here's the top-10 of freshmen scoring bests in school history.

Name	Pts	Oppt.	Date
Chauncey Billups	33	at Colorado State	Dec. 6, 1995
Chauncey Billups	31	N. Western State	Nov. 27, 1995
Emmett Lewis	31	New Mexico	Nov. 29, 1975
Richard Roby	30	*Kansas State	Feb. 26, 2005
Chauncey Billups	30	*at Oklahoma State	Feb. 3, 1996
Chauncey Billups	30	Southern Utah	Jan. 16, 1996
Richard Roby	29	*at Texas Tech	Feb. 2, 2005
<b>Alec Burks</b>	<b>27</b>	<b>*Missouri</b>	<b>Feb. 6, 2010</b>
Chauncey Billups	27	*Missouri	Jan. 29, 1996
Donnie Boyce	27	*Kansas	Jan. 18, 1992

\* - conference game

**10 mini-games:** College basketball games can be viewed as a series of 10 mini-games, broken up by media timeouts. Here, we break down the Buffaloes and their opponents from one timeout to the next:

	20-16	16-12	12-8	8-4	4-0	HALF	20-16	16-12	12-8	8-4	4-0	2nd	OT	FINAL
<b>IDAHO STATE</b>	6-6	8-9	15-12	7-4	9-7	<b>45-38</b>	5-11	10-4	12-6	4-9	12-12	<b>43-42</b>	-	W, 88-80
at Georgia	4-18	4-4	4-5	11-4	10-2	<b>33-33</b>	10-14	3-3	11-8	7-8	10-17	<b>41-50</b>	-	L, 74-83
at San Francisco	7-8	7-4	5-6	7-3	5-7	<b>31-28</b>	6-10	12-9	4-8	8-6	9-9	<b>39-42</b>	11-13	L, 81-83
<b>ALCORN STATE</b>	8-7	12-3	10-5	13-5	6-7	<b>49-27</b>	11-2	8-5	5-8	12-5	6-4	<b>42-24</b>	-	W, 91-51
at Harvard	3-10	11-5	3-7	4-9	7-6	<b>28-37</b>	4-12	7-6	14-9	5-8	8-10	38-45	-	L, 66-82
<b>TX-P. AMERICAN</b>	8-9	10-0	4-0	2-6	10-4	34-19	14-9	15-14	4-6	10-7	6-9	<b>49-45</b>	-	W, 83-64
<b>OREGON STATE</b>	7-9	11-0	2-1	8-6	9-2	<b>37-18</b>	16-8	4-9	12-13	10-5	4-4	<b>46-39</b>	-	W, 83-57
<b>COLORADO STATE</b>	4-2	4-14	8-4	5-6	9-7	<b>30-33</b>	10-8	6-5	12-11	8-5	10-14	<b>46-43</b>	14-7	W, 90-83
<b>THE CITADEL</b>	11-4	15-12	6-4	6-0	3-8	<b>41-28</b>	7-2	11-7	10-8	12-13	8-3	<b>48-33</b>	-	W, 89-61

**Pac-10 vs. BIG 12 IN AIR MILES:** The difference in air miles between CU traveling to the 11 Big 12 sites and the soon-to-be 11 Pac-10 sites is only 1,982 more (or 180 miles per school, or only 30 additional minutes based on a conservative airspeed of 360 mph; 20 minutes at 450 mph). However, once pulled into the gate at the closest airport, whereas CU was, via car, van or bus, a collective 13 hours from the airport to the respective campuses in the Big 12, it will be just a shade over five hours (5:05) for the Pac-10 campus sites, with all less than an hour away (if making one connection on the way to Washington State, otherwise it's the only site with a drive time over an hour if you fly into Spokane; compared to six in the Big 12, four of which were two-hours plus). That also lowers the average distance to just 137 miles more per school. The numbers:

Pac-10	Denver to	Air Miles	Local Airport	Campus	Miles	Time
League Office	Oakland	946	Oakland International	Walnut Creek	28	0:40
Arizona	Tucson	640	Tucson International	Tucson	8	0:15
Arizona State	Phoenix	586	Sky Harbor International	Tempe	4	0:10
California	Oakland	946	Oakland International	Berkeley	12	0:25
Oregon	Eugene	980	Eugene Airport	Eugene	10	0:20
Oregon State	Eugene	980	Eugene Airport	Corvallis	35	0:45
Stanford	San Jose	934	San Jose International (SJI)	Palo Alto	20	0:30
UCLA	Los Angeles	840	LAX	Los Angeles	15	0:40
USC	Los Angeles	840	LAX	Los Angeles	10	0:20
Utah	Salt Lake City	379	Salt Lake City International	Salt Lake City	10	0:15
Washington	Seattle	1,026	Sea-Tac International	Seattle	20	0:40
#Washington St.	Lewiston via SLC	842	Lewiston Nez-Perce Regional	Pullman	30	0:45
#Washington St.	Spokane	830	Spokane International	Pullman	70	1:45
<b>TOTALS</b>	<b>(schools only)</b>	<b>8,993</b>			<b>174</b>	<b>5:05</b>

#—option 1: connecting flights through Salt Lake City (most options), Boise or Seattle; shorter drive time after landing.

#—option 2: direct flight into Spokane countered by 100-120 minute drive on a two-lane road over to Pullman.

BIG 12	Denver to	Air Miles	Local Airport	Campus	Miles	Time
League Office	Dallas	660	Dallas-Ft. Worth Int'l	Irving	10	0:20
Baylor	Dallas	660	Dallas-Ft. Worth Int'l	Waco	95	2:00
Iowa State	Des Moines	604	Des Moines International	Ames	40	0:55
Kansas	Kansas City	565	KCI	Lawrence	50	1:15
Kansas State	Kansas City	565	KCI	Manhattan	120	2:00
Missouri	Kansas City	565	KCI	Columbia	140	2:20
Nebraska	Lincoln	440	Lincoln Airport	Lincoln	5	0:10
Oklahoma	Oklahoma City	505	Will Rogers World (OKC)	Norman	20	0:30
Oklahoma State	Oklahoma City	505	Will Rogers World (OKC)	Stillwater	65	1:20
Texas	Austin	767	Austin-Bergstrom Int'l	Austin	10	0:15
Texas A&M	Houston	874	Houston Intercontinental	College Station	90	2:00
Texas Tech	Dallas-Lubbock	961	DFW-Preston Smith (Lubbock)	Lubbock	10	0:20
<b>TOTALS</b>	<b>(schools only)</b>	<b>7,011</b>			<b>645</b>	<b>13:05</b>

**Pac-10 CONFERENCE TERMANOLOGY:** When using the conference name in text, use a hyphen and a numeric 10 (you can use either of these): Pac-10 or Pacific-10. Do not omit the hyphen or use ALL CAPS for the PAC, although it appears as such on their current logo. Also do not use: PAC 10, PAC TEN, Pac 10, Pacific 10, Pac Ten, Pacific Ten.

**CU IN THE BIG 12/Pac-10 HARWOOD SERIES:** CU is 1-3 against the Pac-10 in the Harwood Series. The Buffs lost on the road to Oregon State, 74-69 (Dec. 4, 2009), and in their previous two years lost twice to Stanford (76-62 in 2008; 67-43 in 2007).

**CU VERSUS THE Pac-12:** For those curious of the Buffs record against the conference, here you go... CU is 39-41 (.488) against the 10 schools and 21-17 (.553) against Utah.

### THE LAST TIME ...

20-Point Scorer: 25, Alec Burks, vs. Colorado State, Dec. 8, 2010

30-Point Scorer: 30, Cory Higgins, Texas Tech, Mar. 6, 2010

40-Point Scorer: 42, Jaquay Walls, Iowa State (ot), Feb. 19, 2000

#### Three 20-point Scorers in Same Game:

vs. Oklahoma State: Kal Bay (21) Dominique Coleman(20), Richard Roby (20), Feb. 3, 2007

Five Double-Figure Scorers in Same Game: Cory Higgins (18 pts.), Marcus Relphorde (17), Alec Burks (16), Nate Tomlinson (10), Dwight Thorne II (10), Jan. 12, 2010

Six Double-Figure Scorers in Same Game: vs. Central Florida: Kal Bay (21), Marcus King-Stockton (18), Richard Roby (14), Jermyl Jackson-Wilson (13), Dominique Coleman (12), Jeremy Williams (10), Jan. 3, 2007

Double-Double Performance: Andre Roberson (11 pts., 10 rebs.) vs. The Citadel (Dec. 17, 2010); Alec Burks (24 pts., 10 rebs.) vs. Texas Tech, Mar. 10, 2010

#### Triple-Double Performance:

David Harrison (20 points, 10 rebounds, 11 blocks), vs. Nebraska, Mar. 8, 2003

Player with 20 or More Rebounds: 21, Stephane Pelle vs. Stetson, Nov. 24, 2002

Player with 15 or More Rebounds: 17, Jermyl Jackson-Wilson, vs. Denver, Nov. 10, 2006

Player with 10 or More Rebounds: 10, Andre Roberson, vs. The Citadel, Dec. 17, 2010

Player with 10 or More Assists: 10, Marcus Hall, vs. Baylor (2ot), Kansas City, Mar. 13, 2008

Player with Five or More Steals: 6, Alec Burks, Yale, Dec. 29, 2009

Player with Five or More Three-Point FGs Made: 6, Levi Knutson, vs. Oregon State, Dec. 4, 2010; 6, Richard Roby, vs. Nebraska, Jan. 25, 2006

#### Player with Five or More Blocked Shots

5, Marcus King-Stockton vs. Oklahoma (Kansas City, Mo.), Mar. 14, 2008

Scored 100 or More Points, Team: 101 vs. Texas Tech (90), March 6, 2010

Scored under 50 Points, Team: 41, at Nebraska (46), Feb. 18, 2009

Scored under 40 Points, Team: 35, vs. Texas (78), Kansas City, Mo., Mar. 10, 2000

Shot 60.0 Percent or Better from the Field, Team: 61.9, at Nebraska, Mar. 2, 2010

Shot Under 35.0 Percent from the Field, Team: 34.4, Jan. 30, 2010 at Iowa State

Made 30 or More Free Throws, Team: 36, at Georgia, Nov. 16, 2010

Made 10 or more Three-Point Field Goals, Team: 12, at Nebraska, Mar. 2, 2010

Had 50 or More Rebounds, Team: 51, vs. Texas Tech, Feb. 11, 2006;  
50, vs. Alcorn State, Nov. 23, 2010

Had 25 or more assists, Team: 27, Dec. 22, 2009 vs. CSU Northridge, Dec. 22, 2009

Had 15 or More Steals, Team: 19, vs. Savannah State, Jan. 3, 2006

Had 10 or More Blocked Shots, Team: 10, vs. Pepperdine, Dec. 4, 2006

Had Fewer than 10 Turnovers, Team: (since 2005-06)

4, at Iowa State, Jan. 30, 2010 (L, 63-64)

5, vs. Baylor, Jan. 12, 2010 (W, 78-71); 5, vs. Utah, Dec. 7, 2005 (W, 76-52)

6, vs. San Francisco, Dec. 1, 2009 (W, 78-54)

7, vs. Colorado State, Dec. 8, 2010 (90-83, ot); 7 vs. Idaho State, Nov. 12, 2010 (W, 88-80)

9, vs. The Citadel, Dec. 17, 2010 (89-61)

9, at San Francisco, Nov. 20, 2010 (L, 81-83, ot); 9, Alcorn State, Nov. 23, 2010 (W, 91-51)

### 2009-10 RESULTS (15-16)

Date	Opponent	Result
Nov. 13	<b>ARKANSAS-PINE BLUFF</b>	W, 88-72
Nov. 16	<b>COPPIN STATE</b>	W, 82-58
Nov. 18	<b>TEXAS SOUTHERN</b>	W, 88-77
Nov. 23	vs. Gonzaga (Maui)	L, 72-76
Nov. 24	vs. Arizona (Maui)	L, 87-91 (ot)
Nov. 25	at Chaminade (Maui)	W, 73-58
Dec. 1	<b>SAN FRANCISCO</b>	W, 78-54
Dec. 4	at Oregon State	L, 69-74
Dec. 7	<b>COLORADO CHRISTIAN</b>	W, 84-65
Dec. 10	at Colorado State	L, 62-77
Dec. 22	<b>CAL STATE NORTHRIDGE</b>	W, 92-58
Dec. 29	<b>YALE</b>	W, 70-59
Jan. 2	at Tulsa	L, 59-84
Jan. 5	<b>MIAMI (OHIO)</b>	W, 67-65
Jan. 9	*at 2/2 Texas	L, 86-103
Jan. 12	*22/24 <b>BAYLOR</b>	W, 78-71
Jan. 16	*13/12 <b>KANSAS STATE</b>	L, 81-87
Jan. 20	*at Oklahoma State	L, 78-90
Jan. 23	*at Texas A&M	L, 63-67
Jan. 27	* <b>NEBRASKA</b>	W, 72-60
Jan. 30	*at Iowa State	L, 63-64
Feb. 3	*1/1 <b>KANSAS</b>	L, 66-72 (ot)
Feb. 6	* <b>MISSOURI</b>	L, 66-84
Feb. 13	*at 9/9 Kansas State	L, 51-68
Feb. 17	* <b>OKLAHOMA</b>	W, 77-67
Feb. 20	*at 1/1 Kansas	L, 74-94
Feb. 24	*at Missouri	L, 63-92
Feb. 27	* <b>IOWA STATE</b>	W, 75-72
Mar. 2	*at Nebraska	W, 81-68
Mar. 6	* <b>TEXAS TECH</b>	W, 101-90
Mar. 10	vs. Texas Tech (Kansas City)	L, 67-82

\*-Big 12 Conference

**CU RECORD WHEN...****Big 12 All Games**

Leading or tied at halftime:	-	5-1
Trailing at halftime:	-	1-1
Tied at halftime	-	0-1
Shoot 50 percent or higher:	-	3-0
Shoot lower than 49.9 percent:	-	3-3
Higher percentage than oppt.:	-	4-0
Lower percentage than oppt.:	-	2-3
Score 60-69 points:	-	0-1
Score 70-79 points:	-	0-1
Score 80-89 points:	-	4-1
Score 90-plus points:	-	2-0
More rebounds than oppt:	-	4-0
Fewer rebounds than oppt.:	-	1-3
Same amount of rebounds:	-	1-0
40+ rebounds:	-	1-0
50+ rebounds:	-	1-0
Fewer than 40 rebounds:	-	5-3
Fewer turnovers than oppt.:	-	6-3
Equal/more turnovers than oppt.:	-	-
Games decided by 5 or fewer pts:	-	0-1
Televised games:	-	6-1
Games vs. ranked opponents:	-	-
Games following a loss:	-	2-1
Games following a win:	-	3-2
More bench points than oppt.:	-	4-0
Fewer bench points than oppt.:	-	2-3
Playing in November:	-	3-3
Playing in December:	-	3-0
Playing in January:	-	-
Playing in February:	-	-

**2010-2011 Game Leaders (Career)****Scoring Double-Digits**

	Career	'10-11
Cory Higgins	81	8
Alec Burks	38	9
Marcus Relphorde	27	6
Austin Dufault	21	3
Levi Knutson	18	5
Nate Tomlinson	13	-
Andre Roberson	1	1
Javon Coney	1	-

**Double-Digit Rebounding Games**

	Career	'10-11
Marcus Relphorde	2	-
Cory Higgins	2	-
Alec Burks	2	-
Austin Dufault	1	-
Andre Roberson	1	1

**Double-Doubles Career '10-11**

Alec Burks	2	-
Marcus Relphorde	2	-
Cory Higgins	2	-
Austin Dufault	1	-
Andre Roberson	1	1

**20-Point Games Career '10-11**

Cory Higgins	27	2
Alec Burks	14	6
Levi Knutson	1	1
Austin Dufault	1	-
Marcus Relphorde	1	-
Nate Tomlinson	1	-

**30-Point Games Career '10-11**

Cory Higgins	5	-
--------------	---	---

**Scoring Leaders Career '10-11**

Cory Higgins	38	1
Alec Burks	18	6
Austin Dufault	2	-
Marcus Relphorde	3	-
Levi Knutson	3	2
Javon Coney	1	-
Nate Tomlinson	1	-

**Rebounding Career '10-11**

Cory Higgins	27	1
Alec Burks	17	3
Austin Dufault	10	-
Marcus Relphorde	9	2
Andre Roberson	6	6
Nate Tomlinson	4	-
Levi Knutson	3	-
Javon Coney	1	-

**Assist Leaders Career '10-11**

Nate Tomlinson	41	4
Cory Higgins	28	3
Marcus Relphorde	9	3
Alec Burks	5	1
Levi Knutson	2	-
Javon Coney	1	-
Andre Roberson	1	1
Casey Crawford	2	-
Austin Dufault	2	-

**Steal Leaders Career '10-11**

Cory Higgins	43	2
Nate Tomlinson	11	2
Marcus Relphorde	9	1
Alec Burks	7	1
Austin Dufault	4	-
Andre Roberson	3	3
Levi Knutson	3	-
Javon Coney	1	-
Trey Eckloff	1	-

**Block Leaders Career '10-11**

Cory Higgins	18	-
Austin Dufault	12	2
Alec Burks	7	-
Shane Harris-Tunks	7	-
Andre Roberson	6	6
Trey Eckloff	4	-
Marcus Relphorde	3	-
Shannon Sharpe	2	2
Levi Knutson	1	-
Javon Coney	1	-

**Career Games Starts Played**

Cory Higgins	102	103
Austin Dufault	66	71
Nate Tomlinson	57	69
Marcus Relphorde	39	39
Alec Burks	37	38
Levi Knutson	4	94
Javon Coney	1	50
Trey Eckloff	1	48
Shane Harris-Tunks	3	28
Shannon Sharpe	2	9
Andre Roberson	-	9
Ben Mills	-	7

**2010-11 GAME-BY-GAME LEADERS**

		Overall	Home	Away	Neutral					
All Games		6-3	6-0	0-3	0-0					
Conference		0-0	0-0	0-0	0-0					
Non-Conference		6-3	6-0	0-3	0-0					
DATE	OPPONENT	W/L	SCORE	AT	HIGH SCORER	HIGH REB.	ASSISTS	BLOCKS	3-PTERS MADE	STEALS
Nov. 12	IDAHO STATE	W	88-80	6874	Burks (20)	Roberson (11)	Higgins (4)	Sharpe (1)	Tomlinson (2)	Higgins (4)
Nov. 16	at Georgia	L	74-83	6406	Burks (21)	Relphorde, Roberson (7)	Burks (3), Sharpe (3)	Dufault (1), Roberson (1)	Knutson (1), Relphorde (1), Tomlinson (1)	Higgins (4)
Nov. 20	at San Francisco	L	81-83 (ot)	2747	Burks (29)	Higgins (8)	Relphorde (3)	Higgins (2), Sharpe (2)	Burks (2), Higgins (2)	Roberson (3)
Nov. 23	ALCORN STATE	W	91-51	2778	Burks (22)	Roberson (9)	Roberson (4), Roberson (4)	Roberson (2)	Burks, Relphorde (2), Tomlinson (2)	Tomlinson(3)
Nov. 28	at Harvard	L	66-82	954	Higgins (21)	Burks (5)	Tomlinson (2)	-	Higgins (1), Relphorde (1)	Tomlinson (3)
Nov. 30	TX-PAN AMERICAN	W	83-64	2641	Knutson (18)	Burks (6)	Higgins (7)	Roberson (2)	Relphorde (4)	Roberson (3)
Dec. 4	OREGON STATE	W	83-57	6363	Knutson (22)	Relphorde (6), Roberson (6)	Relphorde (8)	Roberson (2)	Knutson (6)	Burks (2), Roberson (2)
Dec. 8	COLORADO STATE	W	90-83 (ot)	7219	Burks (25)	Burks (5), Roberson (5)	Higgins (3), Relphorde (3), Tomlinson (3)	Dufault (3)	Knutson (1), Relphorde (1), Tomlinson (1)	Burks (2)
Dec. 17	THE CITADEL	W	89-61	4368	Burks (19)	Roberson (10)	Tomlinson (8)	Roberson (2)	Higgins (4)	Relphorde (3)

**COLORADO STARTERS**

Date	Opponent	Score	Starter	Total	Starter	Total	Starter	Total	Starter	Total	Starter	Total
Nov. 12	IDAHO STATE	W, 88-80	Burks	20	Higgins	16	Relphorde	12	Tomlinson	6	Dufault	9
Nov. 16	at Georgia	L, 74-83	Burks	21	Higgins	15	Relphorde	8	Tomlinson	5	Dufault	13
Nov. 20	at San Francisco	L, 81-83 (ot)	Burks	29	Higgins	28	Relphorde	0	Sharpe	0	Dufault	1
Nov. 23	ALCORN STATE	W, 91-51	Tomlinson	8	Knutson	7	Relphorde	15	Sharpe	4	Dufault	10
Nov. 28	at Harvard	L, 66-82	Burks	20	Higgins	21	Relphorde	12	Tomlinson	0	Dufault	7
Nov. 30	TX-PAN AMERICAN	W, 83-64	Burks	12	Higgins	15	Relphorde	16	Tomlinson	0	Dufault	6
Dec. 4	OREGON STATE	W, 83-57	Burks	15	Higgins	9	Relphorde	12	Knutson	22	Dufault	12
Dec. 8	COLORADO STATE	W, 90-83 (ot)	Burks	25	Higgins	15	Relphorde	18	Tomlinson	8	Dufault	8
Dec. 17	THE CITADEL	W, 89-61	Burks	19	Higgins	18	Relphorde	7	Tomlinson	3	Dufault	8

**STARTERS vs. BENCH**

Date	Opponent	Score	Starter Points			Bench Points		
			CU	Oppt.	Diff.	CU	Oppt.	Diff.
Nov. 12	IDAHO STATE	88-80	63	69	-6	25	11	+14
Nov. 16	at Georgia	74-83	62	69	-7	12	14	-2
Nov. 20	at San Francisco	81-83 (ot)	60	56	+4	21	27	-6
Nov. 23	ALCORN STATE	91-51	44	28	+16	47	23	+24
Nov. 28	at Harvard	66-82	60	65	-5	6	17	-13
Nov. 30	TEXAS-PAN AMERICAN	83-64	49	61	-12	34	3	+31
Dec. 4	OREGON STATE	83-57	70	30	+50	13	27	-14
Dec. 8	COLORADO STATE	90-83 (ot)	84	60	+24	6	23	-17
Dec. 17	THE CITADEL	89-61	55	51	+4	34	10	+24

**2010-11 GAME-BY-GAME TEAM STATISTICS (BOLD INDICATES HIGH FOR THE SEASON)**

Game	Score	FG-FGA	Pct.	3-Pt.-FGA	Pct.	FT-FTA	Pct.	O-D	TOT	F/EJ	A	TO	BLK	S
COLORADO	88	28-58	.483	6-15	.400	26-33	.788	8-21	29	17/0	17	<b>7</b>	1	10
Idaho State	80	31-56	.554	6-12	.500	12-15	.800	7-22	29	22/0	13	17	2	3
COLORADO	74	22-53	.415	3-14	.214	<b>27-36</b>	.750	13-22	35	<b>30/1</b>	8	14	2	8
at Georgia	83	25-53	.472	6-15	.400	27-43	.628	16-24	40	26/0	14	20	3	7
COLORADO	81	29- <b>68</b>	.426	6-20	.300	17-28	.607	11-25	36	19/0	9	9	<b>6</b>	10
at San Francisco	83 (ot)	26-59	.441	12-19	.632	19-27	.704	12-31	43	23/1	15	17	4	2
COLORADO	<b>91</b>	<b>32-67</b>	.478	7-17	<b>.412</b>	20-25	.800	<b>13-37</b>	<b>50</b>	18/0	19	9	5	11
Alcorn State	51	18-64	.281	3-16	.188	12-21	.571	13-23	36	18/0	8	15	5	9
COLORADO	66	19-49	.388	2-9	.222	26-32	<b>.813</b>	13-15	28	21/0	5	15	0	7
at Harvard	82	25-49	.510	10-23	.435	22-26	.846	11-20	31	23/1	22	16	6	6
COLORADO	83	32-59	.542	<b>9-15</b>	<b>.600</b>	10-13	.769	<b>15-19</b>	34	<b>14/0</b>	<b>24</b>	15	4	<b>13</b>
TX-Pan American	64	21-50	.420	11-26	.423	11-13	.846	11-13	24	16/0	12	21	3	10
COLORADO	83	34-58	.586	<b>8-23</b>	.348	7-9	.778	9-24	33	17/1	20	13	4	6
Oregon State	57	21-54	.389	3-14	.214	12-21	.571	14-16	30	15/0	9	17	2	9
COLORADO	90	26-54	.481	3-7	.429	35-41	.854	9-20	29	21/0	12	7	4	4
Colorado State	83 (ot)	32-58	.552	5-15	.333	14-19	.737	10-21	31	26/0	14	15	3	1
COLORADO	89	<b>34-57</b>	<b>.596</b>	<b>10-20</b>	.500	11-16	.688	4-29	33	17/0	23	9	3	10
The Citadel	61	24-58	.414	3-14	.214	10-13	.769	7-22	20	13/0	14	13	1	3

**BOYLE HEADS WEST, LANDS THREE TOP CALIFORNIA RECRUITS**

"This is a great start for recruiting for our coaching staff being our first full year," Boyle said. "To land three kids from Los Angeles, in a footprint of the Pac-12 Conference, is a huge step for our program. It bodes well for future years and future recruiting inroads into the Los Angeles area."

The trio signed letters of intent with CU during the early November signing period, and Boyle is "really pleased" about landing all three for his program's debut season in the Pac-12.

"I'm not the kind of guy that pumps recruiting classes," Boyle said. "I'm not saying this is a ranked recruiting class; all I know is all three of these kids will help Colorado basketball compete at a high level in the Pac-12 - so I'm excited."

**ASKIA BOOKER**

Position: Guard (scoring/combo); Height: 6-1, Weight: 175  
High school: Price (Los Angeles)

**Vital stats/storylines:** ESPN.com ranks Booker No. 30 nationally at his position • Rivals.com rates him a three-star prospect • Averaged 13 points, 7 rebounds and 5 assists last season in leading Price - one of California's top Class 3A schools - to 33 wins and a Division IV state title • Played for a pair of AAU powerhouse programs (Compton Magic, Belmont Shores) • In addition to CU, he received offers from Cal State-Northridge, Colgate, Columbia, Long Beach State, Montana State and UC-Davis. UCLA also had shown interest, but wanted to wait and evaluate his senior season.

**CU scouting report:** Explosive guard who excels at driving to the hoop and finishing over bigger defenders

- Strength and athleticism have helped him succeed at the high school level
- Interested in a business major.

**Boyle's take:** "He's a utility guard - not a guy you put in a category as far as a point-guard or a two-guard; he's just a good basketball player. He can pass, he can dribble, he can shoot, he's athletic. He has a high-degree of character and comes from a great family, he's well-raised. He's a guy we're going to have to kick out of the gym. With this brand new practice facility, he's a guy who will be wearing it out because he loves to play and he's going to get better and better throughout the course of his career."

**Booker's take:** "I had a lot of mid-major colleges on me and I actually had Colorado on me before the summer but they had fallen off because my summer didn't go too well. But one day Coach Jean Prioleau, one of their assistant coaches, came to my high school to watch one of our other players, Norvel Pelle, and I ended up doing pretty well in practice. So they spotted me again.

"Coach Prioleau went back and told Coach Boyle about me. They came back to see me again and they invited me out on an official visit, which I took (Oct. 22).

"I loved the campus and loved the coaches. I felt loved out there. They want me to play right away, so I feel I can go there and make an impact. And they are going to the Pac-12, which is something that also really sold me on them."

**SPENCER DINWIDDIE**

Position: Point guard; Height: 6-4, Weight: 175  
High school: Taft (Woodland Hills, Calif.)

**Vital stats/storylines:** Second-ranked point guard in California and a pre-season second-team all-state selection as chosen by ESPN.com • Preseason first-team all-city • 2009-10 stats were modest: 5.9 points, 4.1 assists, 2.5 rebounds and 1.8 steals. But he was playing with potential college stars Bryce Jones and DeAndre Daniels - and the Toreadors compiled 26 wins • Over the summer, Dinwiddie's AAU team - Double Pump Elite - won the under-17 division championship in the prestigious adidas Super 64 tournament in Las Vegas, with Dinwiddie selected as the MVP • CU began recruiting Dinwiddie this summer • A three-star prospect on Rivals.com, he also took official visits to Harvard and Oregon before committing to the Buffs.

**CU scouting report:** Pure-point guard who utilizes his length, speed, and quickness • High basketball IQ allows him to consistently make high-level plays • At his best when running in transition, always keeping his head up and looking to set up his teammates, which he does very well • Tremendous leader in the half-court, very vocal, and directs his teammates where they are suppose to be • Interested in a business major.

**Boyle's take:** "Spencer is a true 6-4 point-guard. He was probably one of my favorite guards during the month of July when I went out to recruit. We al-

ways kept coming back to him. Every time he played, his team seemed to win; he's just a winner. He comes from a great high school, another great family. I think Spencer has a chance to be an all-conference-type player in the Pac-12."

**Dinwiddie's take:** "I would have still been interested in (CU) if they were staying in the Big 12 but the fact they are moving to the Pac-12 was a big selling point and helped me out with my decision. I love the style that Boyle's teams play. I watched practice and liked how he conducted himself. I like just him as a person. He is very genuine, very honest. And he has a winning track record. And they talked about the potential for me to start. So that is what I am going to try to come in and do. I will try to lead them to a Pac-12 Conference championship.

"I have been confident in my abilities for a while but I didn't really get a chance to show it until the summer going into my junior year. And I still haven't had an explosive high school season because of the school that I play at. But as far as AAU ball, going into my junior year was when I really started playing against the best level of competition and started to prove myself.

"The colleges love that I am a big, pass-first point guard. I am a great leader and a great winner. Even if my team is not the most talented, I am going to help us find a way to win.

"This will be my first year running full-time point at my high school so I am excited for the season. My stats before never reflected my ability. I am going to be able to do my thing this year."

**DAMIENE CAIN**

Position: Forward; Height: 6-7; Weight: 230  
High school: Harvard Westlake (North Hollywood, Calif.)

**Vital stats/storylines:** Rivals.com and ESPN.com rate Cain as a three-star recruit and among the best power forwards in California • Played AAU summer ball with the Compton Magic and saw his recruitment explode • Received 17 scholarship offers and took official visits to CU, Boston College and San Diego State • Has been a starter since his freshman season at Harvard Westlake • Averaged 13.3 points, 9.4 rebounds, 2.7 blocks and 1.9 assists during his junior campaign • Harvard Westlake coach Greg Hilliard calls Cain "a picture of consistency. He gets a double-double almost every night. He rebounds as well as anybody. He is not a power rebounder, but rather an instinctual rebounder. He gets a ton of rebounds against taller and sometimes bigger opponents."

**CU scouting report:** Skill level and size will produce matchup problems for opposing teams • Has a great pair of hands and great ability to pass the ball from the pos • Very unselfish player • Has a tremendous feel for the game.

**Boyle's take:** "Damiene adds some size to our class, he's 6-7, he can really play in the low-post, can score, he can also step-out - so he's an inside-out type guy. He comes from the same AAU program (Compton Magic) that (current redshirt-freshman) Shannon Sharpe came from. Damiene gives us a low-post presence in terms of to score the basketball. You have to guard him on the block because he has a tremendous feel for the game."

**Cain's take:** "I liked everything about my visit - the campus was beautiful and I liked the team, the players, and of course, Coach Boyle and his staff. That was big for me. The dorms were good, the new practice facility and the new C4C building - that blew my mind when I walked in. And Boulder itself... I liked it all.

"I actually saw a scrimmage during my visit, and I could see myself playing my position right away. I really do think I have a big chance of playing (as a freshman).

"I think I've got a good post presence; I can pull out and shoot the jumper. If a big man is guarding me, I can take him out. If a smaller is guarding me, I can post him up. I believe I'm versatile as a post player.

"My weight is correct, about 230 pounds. I can definitely work on my strength and conditioning, and I expect to do that before I report. Right now, I'm not ready to play at that level - but I will be.

"I used to live in Colorado (Colorado Springs) when I was younger. My dad went to Colorado Christian University. We moved to Southern California when I was, oh, 5-ish. I expect to be getting to (CU) campus for the second summer session in July."

(Some information in this report was provided by Rivals.com)



**TAD BOYLE**  
**HEAD COACH**  
 1st Year at Colorado  
 5th Year Overall

**PERSONAL**  
 DATE OF BIRTH .....Jan. 6, 1963  
 BIRTHPLACE.....Pueblo, Colo.  
 WIFE .....Ann  
 CHILDREN..... Jack, Claire, Pete  
 HIGH SCHOOL..... Greeley (Colo.) Central, 1981  
 COLLEGE ..... Kansas, 1985  
 .....B.S., Business Administration

**YEAR-BY-YEAR**  
**UNIVERSITY OF COLORADO**

**Head Coach ..... 2010-present**

- Named the 18th head coach in CU men’s basketball history on Monday, April 19.
- Successfully won his CU debut with an 88-80 home win against Idaho State (Nov. 12).
- Became first CU head coach in 20 years since Joe Harrington (1990-91) to win coaching debut.

**NORTHERN COLORADO**

**Head Coach ..... 2006-2010**

**2009-10: 25-8**

- Advanced to the post season for the first time in school history, advancing to the quarterfinals of the CollegeInsiders.com Tournament while racking up a school record 25 victories.
- Coached one first-team All-Big Sky member and also the Big Sky Conference Defensive Player of the Year.
- resurrected the basketball program at Northern Colorado, including a breakout season in 2009-10 (25-8, .758) and finished second in the Big Sky Conference.
- Guided the Bears to a 56-66 record (.459) the past four seasons
- Awarded the NABC Division I All-District Coach of the Year, the Big Sky Coach of the Year by both *The Sporting News* and *CollegeInsider.com*, where he was also named a finalist for the National Mid-Major Coach of the Year award.

**2008-09: 14-18 ..... UNC’s first Big Sky Tourn. berth**

- Improved from one conference win his first season to an even 8-8 mark and earned the school’s first Division I post season trip, to the Sun Belt Conference Tournament.

**2007-08: 13-16 ..... Won at SDSU (RPI top 50)**

- Defeated Colorado State, 72-59, in his second season and also knocked off San Diego State, 72-59. The Aztecs were ranked among the nation’s top 50 teams in the RPI rankings at that time.

**2006-07: 4-24 ..... Bears’ first year in Big Sky**

- Named the 17th coach in UNC history on April 25, 2006.
- At that point, the Bears were in the midst of a transition to Division I in its first season as a member of the Big Sky Conference.
- Finished last nationally in the final RPI rankings for that

season. There were, however, flashes of times to come that season, including close losses to both Colorado (88-86) and Colorado State (75-66).

**WICHITA STATE**

**Associate Head Coach ..... 2000-06**

- spent six seasons with current Texas A&M head coach Mark Turgeon and was part of another turn around that saw the Shockers improve from 9-19 (.321) his first year there to one of the nation’s top mid-major teams in 2006 when Wichita State went 26-9 and advanced to the Sweet 16 of the NCAA Tournament. The Shockers eventually lost to Final Four Cinderella George Mason in the regional semifinals
- finished with a No. 21 final ranking.
  - 2005-06: 26-9 MVC champs, NCAA Sweet 16
  - 2004-05: 22-10 ..... NIT third round
  - 2003-04: 21-11 ..... NIT
  - 2002-03: 18-12 ..... NIT
  - 2001-02: 15-15 9-9 in Missouri Valley Conf.
  - 2000-01: 9-19

**JACKSONVILLE STATE (Ala.)**

**Assistant Coach..... 1998-2000**

- Boyle reconnected with Mark Turgeon, this time as an assistant coach at Jacksonville State (Ala.), where they helped turn a team that was 8-18 into a 17-11 squad in just one season.
  - 1999-00: 17-11 (12-6 in TransAmerica Conference)
  - 1998-99: 8-18 ..... -

**TENNESSEE**

**Director Basketball Operations..... 1997-98**

- followed Jerry Green to Tennessee, where he was director of basketball operations when the Vols won 20 games and advanced to the NCAA Tournament.

**OREGON**

**Assistant Coach..... 1994-97**

- first collegiate coaching job in 1994 was an assistant under Jerry Green. Current head coach Mark Turgeon was also an assistant from 1993-97.
- spent three seasons and helped the Ducks to the 1995 NCAA Tournament and the 1997 National Invitational Tournament.
  - 1996-97: 17-11 ..... NIT
  - 1995-96: 16-13..... -
  - 1994-95: 19-9 ..... NCAA Tournament

**BOYLE vs. THE NATION**

Air Force .....	1-2
Alcorn State .....	1-0
Arizona State.....	0-1
Ball State .....	0-1
Bowling Green.....	1-1
Colorado .....	0-1
Colorado Christian .....	1-0
Colorado State.....	3-2
Colo.-Colorado Springs ....	0-1
Creighton .....	0-1
Denver.....	4-2
Eastern Michigan .....	0-1
Eastern Washington.....	4-4
Fresno State.....	0-1
Georgia.....	0-1
Gonzaga.....	0-1
Harvard .....	0-1
Hawai'i .....	1-0
Idaho State.....	5-5
Iowa.....	0-1
Johnson & Wales.....	4-0
Liberty .....	0-1
Louisiana Monroe.....	1-0
McNeese State.....	1-0
Montana .....	2-7
Montana State .....	4-4
North Dakota .....	2-0
Northern Arizona.....	5-3
Oklahoma.....	0-1
Oregon .....	0-1
Oregon State.....	1-2
Pacific.....	0-1
Portland .....	2-1
Portland State.....	1-7
Purdue .....	0-1
Sacramento State .....	6-2
San Diego State.....	1-1
San Francisco .....	0-1
San Jose State .....	1-1
Southern .....	1-0
Southern Utah.....	1-0
TCU .....	1-0
Texas-Pan American .....	1-0
Texas Southern.....	1-0
Texas State .....	1-1
The Citadel.....	1-0
VMI.....	1-0
Weber State .....	2-6
Wyoming.....	0-1
<b>TOTAL.....</b>	<b>62-69</b>

**WHAT WAS SAID**

"This is it (my dream job), there's no doubt. I remember talking with Mark Turgeon once when he asked me where I wanted to be in 10 years, and I said the head coach at the University of Colorado. This is a destination job. I'm humbled and honored."

- *University of Colorado head coach Tad Boyle, the day he was hired as the new CU men's basketball coach*

"CU is getting a great person, a guy with great character and a value system, which is most important. He's a very well-rounded basketball coach and an excellent recruiter. He's a guy who will be very good with alumni and boosters. He's got great people skills and he develops relationships. Good coaches never stop trying to get better, and Tad does that. He was great as an assistant - extremely loyal, hard working and positive."

- *Mark Turgeon, Texas A&M Head Basketball Coach*

"This exciting process was all about both the young men we have currently and those in the future who will be joining our program, and is an investment in them and represents the competitive spirit, teamwork, passion and dedication they stand for. Tad Boyle represents everything that is right about college basketball. We look forward to his leadership, poise and competitive drive to unite all our collective Buff interests to support our team and this enterprise that has so much promise for the long term."

- *Mike Bohn, University of Colorado Athletics Director on what made Tad Boyle stand out above the other candidates*

"It's an incredible opportunity for him, but a phenomenal hire for Colorado. He's worked hard to get to this point; he's got an amazing background. I'm thrilled to death for him. I've been around some great basketball minds - Bill Self (Kansas), John Calipari (Kentucky), Alvin Gentry (Phoenix Suns), Greg Popovich (San Antonio Spurs), to name a few. A lot of quality guys have helped me coach. Tad has the same qualities those guys have. His kids play hard and unselfishly. They guard and play smart. He had those qualities as a player and he values them as a coach. He'll also make that program part of the whole community, and that's important at a school. The football coach, the women's coaches . . . they'll all love him. I love college athletics; it's more of a we thing than (in the NBA). You support everything. Tad will do that. This is an incredible opportunity for him and just as an incredible opportunity for Colorado."


- *Larry Brown, Charlotte Bobcats Head Coach and former University of Kansas head coach (1983-1988)*

"Tad's a heckuva coach and a lot better guy. I know that for a fact. I know you have to win at that level, and he'll win the right way. (The hiring of Boyle) "A very wise move on Colorado's part; the test of time will show that. I'm not saying that to kiss anybody's butt; I believe it."

- *Don Meyer, former legendary coach, Northern State University, winner of 923 games*

"I am happy for Tad and his family. Colorado made a great hire. Last year, he had a great season at Northern Colorado and he had that program moving in a positive direction. I believe he will have the same impact at CU."

- *Former teammate and current Kansas assistant coach Danny Manning*



# NATE TOMLINSON #1

Junior • Guard • 6-3 • 190 • Sydney, Australia

PTS	REB	AST	ST	MIN	FG%	FT%	3-PT%
3.9	1.8	2.7	1.2	23.9	.571	.750	.500

- Tied career-high with eight assists against The Citadel (one turnover in 19 minutes)
- Three steals in each of the Harvard, Alcorn State games
- Season-best four rebounds at Harvard
- Made key three-pointer at the end of the first half against Colorado State at the buzzer cutting CU deficit from six to three points.
- three-of-five from field (8 pts.), three boards, three assists vs. Rams.
- Season-best FG made (3), assists (4), steals (3) against Alcorn State
- 56 starts at the point guard (69 career games)

## 2009-10 (Sophomore Year)

PTS	REB	AST	ST	MIN	FG%	FT%	3-PT%
5.3	2.5	4.2	1.1	27.3	.462	.822	.433

- Ran the point: More assists than turnovers: 23 of 32 games
- led in assists 15 of his last 18 games (22 times, 4 shared)
- surpassed his assist total from a year ago, 130 in 2009-10
- 2.03 Assist-Turnover Ratio
- Big 12-only stats: third in turnover-assist ratio (2.2) and fifth in assists (4.4).

## 2008-09 (Freshman Year)

PTS	REB	AST	ST	MIN	FG%	FT%	3-PT%
7.4	2.6	3.0	0.6	33.6	.461	.725	.427

- started all 28 games he played in
- led team in assists; 1.10 Assist-Turnover Ratio

## 2009-10 Totals

Points	20, Arizona (11/24)
FG Made	7, Arizona (11/24)
FG Attempts	9, Arizona (11/24)
3-Pt. Made	3, Arizona (11/24)
3-Pt. Attempts	5, Nebraska (1/27)
FT Made	6, Gonzaga (11/23)
FT Attempts	7, Gonzaga (11/23)
Rebounds	8, Oklahoma (2/17)
Assists	8, twice
Steals	5, Chaminade (11/25)
Minutes	38, Kansas (2/3)

## Personal Bests

### Points

Season	8	twice
Big 12	13	Oklahoma (Feb. 17, 2010)
Career	20	Arizona (Nov. 24, 2009)

### Field Goals

Season	3	twice
Big 12	4	twice
Career	8	at Stanford (Nov. 29, 2008)

### Field Goals Attempts

Season	5	Colorado State (Dec. 8, 2010)
Big 12	8	at Texas Tech (Jan. 20, 2009)
Career	12	twice

### 3-Pointers Made

Season	2	twice
Big 12	3	three times
Career	4	twice

### 3-Point Attempts

Season	4	Idaho State (Nov. 12, 2010)
Big 12	5	three times
Career	7	at SMU (Jan. 5, 2009)

### Free Throws

Season	2	at Georgia (Nov. 16, 2010)
Big 12	4	Nebraska (Jan. 27, 2010)
Career	6	Gonzaga (Nov. 23, 2009)

### Free Throw Attempts

Season	2	twice
Big 12	4	twice
Career	7	Gonzaga (Nov. 23, 2009)

### Rebounds

Season	4	at Harvard (Nov. 28, 2010)
Big 12	8	Oklahoma (Feb. 17, 2010)
Career	8	Oklahoma (Feb. 17, 2010)

### Offensive Rebounds

Season	1	Colorado State (Dec. 8, 2010)
Big 12	3	Iowa State (Jan. 27, 2009)
Career	3	Iowa State (Jan. 27, 2009)

### Defensive Rebounds

Season	4	at Harvard (Nov. 28, 2010)
Big 12	8	Oklahoma (Feb. 17, 2010)
Career	8	Oklahoma (Feb. 17, 2010)

### Assists

Season	8	The Citadel (Dec. 17, 2010)
Big 12	7	Texas A&M (Mar. 4, 2009)
Career	8	three times

### Steals

Season	3	twice
Big 12	4	twice
Career	5	Chaminade (Nov. 25, 2009)

### Blocks

Season	-
Big 12	-
Career	-

### Minutes

Season	36	Colorado State (Dec. 8, 2010)
Big 12	44	Texas (Feb. 14, 2009)
Career	44	Texas (Feb. 14, 2009)

## 2010-11 Game-by-Game (junior)

Game	GS	Min	FGs	3FGs	FTs	O-D-R	Pf	A	To	BL	ST	Pts
<b>IDAHO STATE</b>	*	29	2-4	2-4	0-0	0-2-2	3	3	2	0	0	6
at Georgia	*	33	1-1	1-1	2-2	0-0-0	4	1	2	0	1	5
at San Francisco	-	23	2-2	1-1	0-0	0-3-3	3	1	1	0	2	5
<b>ALCORN STATE</b>	*	27	3-4	2-3	0-0	0-1-1	2	2	0	0	3	8
at Harvard	*	31	0-1	0-0	0-0	0-4-4	2	2	0	0	3	0
<b>TX-PAN AMERICAN</b>	*	1	0-0	0-0	0-0	0-0-0	0	0	1	0	0	0
<b>OREGON STATE</b>	-	16	0-2	0-2	0-0	0-1-1	2	2	2	0	0	0
<b>COLORADO STATE</b>	*	36	3-5	1-3	1-2	1-2-3	3	3	1	0	1	8
<b>THE CITADEL</b>	*	19	1-2	1-2	0-0	0-2-2	4	8	1	0	1	3

## 2009-10 Game-by-Game (sophomore)

Game	GS	Min	FGs	3FGs	FTs	O-D-R	Pf	A	To	BL	ST	Pts
ARK.-PINE BLUFF	-	32	2-5	1-2	2-2	0-6-6	3	7	1	0	0	7
COPPIN STATE	-	15	0-3	0-3	0-0	0-7-7	3	3	1	0	0	0
TEXAS SOUTHERN	-	24	3-3	2-2	0-0	0-1-1	1	2	2	0	2	8
vs. Gonzaga	-	33	1-5	0-1	6-7	0-1-1	2	8	2	0	0	8
vs. Arizona	-	33	7-9	3-3	3-3	1-2-3	3	4	2	0	0	20
at Chaminade	-	28	2-3	1-1	0-0	0-4-4	2	8	3	0	5	5
SAN FRANCISCO	-	26	2-2	2-2	0-0	0-3-3	1	6	1	0	2	6
at Oregon State	-	26	1-5	0-3	0-3	0-3-3	3	3	2	0	0	2
COLO. CHRISTIAN	*	28	1-2	0-1	4-4	0-3-3	2	3	2	0	3	6
at Colorado State	-	19	1-2	1-2	0-0	1-1-2	1	0	3	0	1	3
CSU NORTHRIDGE	*	30	3-3	2-2	0-0	0-1-1	1	4	2	0	2	8
YALE	*	30	1-3	0-1	2-3	0-4-4	1	2	3	0	3	4
at Tulsa	*	26	3-6	1-4	0-0	1-2-3	3	4	1	0	0	7
MIAMI (OH)	*	32	1-1	1-1	2-2	1-2-3	2	2	2	0	0	5
at Texas	*	23	2-4	1-3	2-3	0-1-1	3	6	2	0	0	7
BAYLOR	*	31	3-6	2-4	3-4	0-1-1	3	4	0	0	2	11
KANSAS STATE	*	26	0-1	0-0	0-0	0-1-1	4	6	2	0	2	0
at Oklahoma State	*	16	0-2	0-1	0-0	0-1-1	0	3	4	0	0	0
at Texas A&M	*	23	0-3	0-3	0-0	0-0-0	2	6	3	0	0	0
NEBRASKA	*	34	2-5	2-5	4-4	2-4-6	1	5	3	0	2	10
at Iowa State	*	24	1-5	1-3	0-0	0-1-1	5	4	1	0	4	3
KANSAS	*	38	2-4	1-3	0-0	0-1-1	4	5	3	0	0	5
MISSOURI	*	36	2-5	2-4	2-2	0-2-2	2	2	3	0	0	8
at Kansas State	*	31	0-0	0-0	0-0	0-0-0	2	3	4	0	0	0
OKLAHOMA	*	28	4-6	2-4	3-4	0-8-8	4	3	2	0	1	13
at Kansas	*	24	0-0	0-0	0-0	0-1-1	5	4	1	0	1	0
at Missouri	*	17	0-1	0-1	0-0	0-0-0	2	3	2	0	1	0
IOWA STATE	*	32	1-4	0-2	0-0	0-3-3	3	5	1	0	0	2
at Nebraska	*	31	2-4	2-3	0-0	0-2-2	2	6	1	0	1	6
TEXAS TECH	-	19	0-0	0-0	4-4	0-0-0	4	6	1	0	1	4
vs. Texas Tech	*	30	2-4	2-3	0-0	1-3-4	3	3	4	0	0	6

## 2008-09 Game-by-Game (freshman)

Game	GS	Min	FGs	3FGs	FTs	O-D-R	Pf	A	To	BL	ST	Pts
ARK.-PINE BLUFF	*	33	4-5	4-5	0-0	0-4-4	1	3	0	0	0	12
MONTANA STATE	*	38	2-8	0-2	0-2	2-3-5	4	4	3	0	0	4
HARVARD	*	34	1-2	0-1	2-2	0-1-1	3	5	4	0	0	4
LAFAYETTE	*	36	2-5	1-2	5-6	0-4-4	2	3	3	0	2	10
at Stanford	*	35	8-12	1-4	1-2	0-3-3	0	3	3	0	0	18
TCU												did not play
COLORADO STATE	*	36	5-6	1-2	0-1	0-4-4	1	3	2	0	1	11
PRAIRIE VIEW A&M	*	28	2-5	1-2	0-0	0-1-1	0	4	3	0	1	5
La.-MONROE	*	20	1-4	1-3	2-2	1-2-3	4	4	0	0	0	5
vs. Coppin State	*	35	3-4	3-4	0-0	0-3-3	0	6	6	0	1	9
vs. Buffalo	*	38	5-12	0-4	3-3	1-0-1	2	3	2	0	1	13
vs. Vermont	*	34	3-8	1-4	4-4	1-1-2	1	1	1	0	0	11
at SMU	*	34	4-11	2-7	0-1	0-2-2	1	5	3	0	1	10
WESTERN STATE	*	35	3-8	1-3	2-4	1-1-2	4	3	0	0	0	9
at Missouri	*	29	0-1	0-1	2-2	1-1-2	3	3	4	0	0	2
KANSAS	*	33	0-2	0-1	0-0	0-2-2	3	1	7	0	1	0
at Texas Tech	*	37	3-8	3-5	0-0	1-3-4	1	1	2	0	4	9
KANSAS STATE	*	23	2-4	1-2	1-2	0-0-0	5	1	4	0	1	6
IOWA STATE	*	33	3-6	2-4	1-2	3-3-6	1	1	0	0	0	9
at Kansas	*	32	3-4	1-2	0-0	0-0-0	1	2	0	0	0	7
NEBRASKA	*	38	1-3	1-2	2-2	0-1-1	3	1	3	0	0	5
at Oklahoma	*	38	4-6	3-3	0-0	0-4-4	5	4	4	0	0	11
at Iowa State	*	31	1-3	1-2	0-0	0-4-4	0	1	2	0	1	3
TEXAS	*	44	1-5	1-4	2-3	0-1-1	3	5	1	0	0	5
at Nebraska	*	34	2-7	2-5	0-0	1-2-3	3	0	6	0	0	6
MISSOURI	*	23	1-2	1-1	0-0	0-2-2	2	3	4	0	0	3
OKLAHOMA STATE												did not play
at Baylor												did not play
TEXAS A&M	*	34	2-2	0-0	0-0	0-2-2	2	7	1	0	0	4
at Kansas State	*	37	3-6	2-3	2-2	2-3-5	4	4	6	0	2	10
vs. Texas	*	39	2-5	1-4	0-0	0-2-2	2	3	0	1	5	5



# Shannon Sharpe

#2

6-1, 200, Fr-RS, PG  
Corona, Calif. (Centennial)

PTS	REB	AST	ST	MIN	FG%	FT%	3-PT%
1.7	1.4	1.7	0.4	16.8	.385	.385	.000

### 2010-11

- Played 19 minutes in college debut with an assist, block, steal and a point
- Season-best six assists vs. Texas-Pan American (Nov. 30)
- First collegiate start at San Francisco (21 minutes)
- Also started against Alcorn State with three assists

**2009-10 (freshman):** Missed the entire 2009-10 season after suffering a left knee injury during pre-season workouts in October • Successful micro-fracture surgery in November • Returns 100 percent in 2010-11 with four more years playing the point-guard position • One of four freshmen entering the 2009-10 season.

**CORONA CENTENNIAL HS:** As a senior in 2007-08, averaged 17.9 ppg., 7.9 rpg., 7.7 apg., 3.2 spg. • Helped the Huskies to a 27-5 record during his senior season • Tallied four top-five Mountain View League finishes in points (2nd), assists (1st), steals (1st), rebounds (4th) • Recorded five triple-doubles during his senior season • Mountain View League and Triple Crown Tournament most valuable player • Also named to the Inland Empire and Corona all-tournament team • Division 2 All-California Interscholastic Federation (CIF) and All-Riverside County first-team his senior year • Member of 2007 All-California Interscholastic Federation (CIF) championship team • Helped Corona to the 2007 and 2008 Mountain View League Championship • In 2008, AAU team was ranked No. 3 nationally.

**ACADEMICS:** Open Option major in Colorado's College of Arts and Sciences.

**PERSONAL:** Born April 8, 1990 in Riverside, Calif. • Son of the late Jude and Monique Sharpe • Has a younger sister, Shari • Nickname is "duece" • Spent 2008-09 at Laurinburg (N.C.) Institute, but did not play basketball • Lists graduating from high school as his biggest moment of prep career.

### 2010-11 Game-by-Game (freshman)

Game	GS	Min	FGs	3FGs	FTs	O-D-R	Pf	A	To	BL	ST	Pts
IDAHO STATE	-	19	0-0	0-0	1-2	0-0-0	3	1	2	1	1	1
at Georgia	-	12	2-2	0-0	0-1	1-1-2	3	0	2	0	0	4
at San Francisco	*	21	0-0	0-0	0-2	1-0-1	2	1	0	2	0	0
ALCORN STATE	*	17	1-1	0-0	2-2	0-2-2	2	3	0	0	0	4
at Harvard	-	14	1-3	0-0	0-0	2-0-2	1	0	2	0	0	2
TX PAN AMERICAN	-	28	0-3	0-1	0-2	2-2-4	2	6	2	1	2	0
OREGON STATE	-	15	0-1	0-1	0-2	0-1-1	0	1	1	0	1	0
COLORADO STATE	-	11	0-0	0-0	0-0	0-1-1	1	1	0	0	0	0
THE CITADEL	-	14	1-3	0-1	2-2	0-0-0	2	2	0	0	0	4

### Personal Bests

#### Points

Season	4	three times
Big 12	-	
Career	4	three times

#### Field Goals

Season	2	at Georgia (Nov. 16, 2010)
Big 12	-	
Career	2	at Georgia (Nov. 16, 2010)

#### Field Goals Attempts

Season	3	three times
Big 12	-	
Career	3	three times

#### 3-Pointers Made

Season	-
Big 12	-
Career	-

#### 3-Point Attempts

Season	1	three times
Big 12	-	
Career	1	three times

#### Free Throws

Season	2	twice
Big 12	-	
Career	2	twice

#### Free Throw Attempts

Season	2	six times
Big 12	-	
Career	2	six times

#### Rebounds

Season	4	TX-Pan American (Nov. 30, 2010)
Big 12	-	
Career	4	TX-Pan American (Nov. 23, 2010)

#### Offensive Rebounds

Season	2	twice
Big 12	-	
Career	2	twice

#### Defensive Rebounds

Season	2	twice
Big 12	-	
Career	2	twice

#### Assists

Season	6	Texas-Pan American (Nov. 30, 2010)
Big 12	-	
Career	6	Texas-Pan American (Nov. 30, 2010)

#### Steals

Season	2	Texas-Pan American (Nov. 30, 2010)
Big 12	-	
Career	2	Texas-Pan American (Nov. 30, 2010)

#### Blocks

Season	2	at San Francisco (Nov. 20, 2010)
Big 12	-	
Career	2	at San Francisco (Nov. 20, 2010)

#### Minutes

Season	28	Texas-Pan American (Nov. 30, 2010)
Big 12	-	
Career	28	Texas-Pan American (Nov. 30, 2010)



# MARCUS RELPHORDE #5

Senior • Guard • 6-7 • 220 • Chicago, Ill.

PTS	REB	AST	ST	MIN	FG%	FT%	3-PT%
11.3	4.6	2.8	1.1	28.0	.436	.793	.478

- Career-best eight assists in home win over Oregon State
- Six games over 10 points, including last five games
- 13.0 ppg., 4.8 rpg. in his last five games with 17 assists
- Has started all nine games
- Career-best four treys against TX-Pan American
- Season-best 18 points vs. Colorado State
- 27 career double-digit scoring games
- 39 consecutive game starts (has missed one game due to injury)

## 2009-10 (Junior Year)

PTS	REB	AST	ST	MIN	FG%	FT%	3-PT%
11.0	4.1	2.0	1.2	27.0	.411	.684	.343

- pair of double-doubles (Kansas, Oklahoma)
- started 30 games played in, missed one game (at Kansas State tendinitis left knee)
- third in scoring and tied for second with 35 steals
- 21 games 10+ points
- led team in scoring three times (1 shared); rebounding seven times (1 shared); assists six times (3 shared); team leader in 3-pointers (34)
- one 20-point effort (at Texas)
- Co-Big 12 Rookie of the Week (Jan. 11-17): 17.5 ppg, 5.0 rpg., 57.9% (11-of-19, 4-of-7 3pters.)
- Big 12 Commissioners Honor Roll (Fall 2009)

## 2010-11 Game-by-Game (senior)

Game	GS	Min	FGs	3FGs	FTs	O-D-R	Pf	A	To	BL	ST	Pts
<b>IDAHO STATE</b>	*	26	4-8	1-2	3-4	0-1-1	1	3	0	0	2	12
at Georgia	*	30	2-10	1-5	3-4	2-5-7	1	1	1	0	0	8
at San Francisco	*	33	1-6	0-1	0-0	0-3-3	3	3	0	0	0	2
<b>ALCORN STATE</b>	*	23	4-7	2-3	5-5	1-5-6	0	1	3	0	2	15
at Harvard	*	25	4-9	1-2	3-6	2-2-4	3	0	2	0	0	12
<b>TX-PAN AMERICAN</b>	*	28	5-8	4-4	2-2	1-4-5	2	2	2	0	2	16
<b>OREGON STATE</b>	*	31	6-12	0-2	0-0	1-5-6	1	8	4	0	1	12
<b>COLORADO STATE</b>	*	33	5-9	1-1	7-8	1-3-4	4	3	1	0	0	18
<b>THE CITADEL</b>	*	23	3-9	1-3	0-0	0-5-5	2	4	2	0	3	7

## 2009-10 Game-by-Game (junior)

Game	GS	Min	FGs	3FGs	FTs	O-D-R	Pf	A	To	BL	ST	Pts	
<b>ARK.-PINE BLUFF</b>	*	18	3-8	0-3	0-0	0-4-4	4	1	3	0	2	6	
<b>COPPIN STATE</b>	*	28	4-10	2-4	4-4	2-4-6	2	4	2	0	1	14	
<b>TEXAS SOUTHERN</b>	*	30	4-9	0-1	3-4	0-2-2	2	4	3	0	2	11	
vs. Gonzaga	*	24	4-7	1-2	1-2	1-1-2	4	2	1	0	1	10	
vs. Arizona	*	17	0-7	0-2	1-2	1-0-1	1	0	0	0	0	1	
at Chaminade	*	28	4-16	2-8	3-4	1-4-5	3	1	2	0	0	13	
<b>SAN FRANCISCO</b>	*	28	4-10	1-3	1-2	0-2-2	2	6	1	2	1	10	
at Oregon State	*	29	3-9	2-4	5-6	1-0-1	2	0	0	0	1	13	
<b>COLO. CHRISTIAN</b>	*	22	3-6	0-1	2-2	0-2-2	3	1	3	0	1	8	
at Colorado State	*	25	2-9	0-5	4-5	0-5-5	5	1	2	0	0	8	
<b>CSU NORTHBRIDGE</b>	*	27	4-6	3-3	2-2	1-3-4	4	4	3	1	3	13	
<b>YALE</b>	*	29	6-11	1-2	2-3	2-4-6	5	1	1	0	3	15	
at Tulsa	*	20	0-5	0-1	0-0	0-1-1	5	1	2	0	0	0	
<b>MIAMI (OH)</b>	*	31	5-7	1-1	3-5	0-3-3	3	1	2	0	2	14	
at Texas	*	27	8-13	3-6	5-5	2-3-5	5	0	4	0	1	24	
<b>BAYLOR</b>	*	34	6-12	2-4	3-6	3-4-7	2	2	0	0	1	17	
<b>KANSAS STATE</b>	*	19	5-7	2-3	6-9	1-2-3	4	2	4	0	1	18	
at Oklahoma State	*	27	2-9	0-4	0-0	0-3-3	1	2	3	0	0	4	
at Texas A&M	*	20	0-6	0-2	0-0	2-3-5	2	1	3	0	2	0	
<b>NEBRASKA</b>	*	29	3-5	1-2	2-3	1-3-4	1	0	2	0	2	9	
at Iowa State	*	30	4-12	1-5	2-4	0-4-4	3	2	1	0	1	11	
<b>KANSAS</b>	*	39	7-15	1-4	3-5	4-7-11	4	1	1	1	0	18	
<b>MISSOURI</b>	*	17	0-5	0-2	2-4	3-2-5	3	3	1	1	1	2	
at Kansas State	did not play (tendinitis left knee, day-to-day)												
<b>OKLAHOMA</b>	*	36	6-13	1-3	0-1	0-10-10	1	6	2	0	2	13	
at Kansas	*	33	7-14	2-4	0-0	1-3-4	1	3	4	0	2	16	
at Missouri	*	24	3-10	1-4	4-4	1-4-5	2	1	3	0	0	11	
<b>IOWA STATE</b>	*	35	4-10	2-4	2-2	1-0-1	4	2	4	0	2	12	
at Nebraska	*	24	3-6	2-3	4-6	0-3-3	4	3	2	1	0	12	
<b>TEXAS TECH</b>	*	32	7-13	3-6	1-5	0-4-4	3	3	2	0	0	18	
vs. Texas Tech	*	29	4-10	0-3	2-3	0-4-4	3	3	4	0	3	10	

## Personal Bests

Points	Season	18	Colorado State (Dec. 8, 2010)
	Big 12	24	at Texas (Jan. 9, 2010)
	Career	24	at Texas (Jan. 9, 2010)

## Field Goals

Season	6	Oregon State (Dec. 4, 2010)
Big 12	8	at Texas (Jan. 9, 2010)
Career	8	at Texas (Jan. 9, 2010)

## Field Goals Attempts

Season	12	Oregon State (Dec. 4, 2010)
Big 12	15	Kansas (Feb. 3, 2010)
Career	16	Chaminade (Nov. 25, 2009)

## 3-Pointers Made

Season	4	Texas-Pan American (Nov. 30, 2010)
Big 12	3	three times
Career	4	Texas-Pan American (Nov. 30, 2010)

## 3-Point Attempts

Season	5	at Georgia (Nov. 16, 2010) 10
Big 12	6	at Texas (Jan. 9, 2010)
Career	8	Chaminade (Nov. 25, 2009)

## Free Throws

Season	7	Colorado State (Dec. 8, 2010)
Big 12	6	Kansas State (Jan. 16, 2010)
Career	7	Colorado State (Dec. 8, 2010)

## Free Throw Attempts

Season	8	Colorado State (Dec. 8, 2010)
Big 12	9	Kansas State (Jan. 16, 2010)
Career	9	Kansas State (Jan. 16, 2010)

## Rebounds

Season	7	at Georgia (Nov. 16, 2010)
Big 12	11	Kansas (Feb. 3, 2010)
Career	11	Kansas (Feb. 3, 2010)

## Offensive Rebounds

Season	2	twice
Big 12	4	Kansas (Feb. 3, 2010)
Career	4	Kansas (Feb. 3, 2010)

## Defensive Rebounds

Season	5	four times
Big 12	10	Oklahoma (Feb. 17, 2010)
Career	10	Oklahoma (Feb. 17, 2010)

## Assists

Season	8	Oregon State (Dec. 4, 2010)
Big 12	6	Oklahoma (Feb. 17, 2010)
Career	8	Oregon State (Dec. 4, 2010)

## Steals

Season	3	The Citadel (Dec. 17, 2010)
Big 12	3	vs. Texas Tech (Mar. 10, 2010)
Career	3	four times

## Blocks

Season	-	
Big 12	1	twice
Career	1	three times

## Minutes

Season	33	twice
Big 12	39	Kansas (Feb. 3, 2010)
Career	39	Kansas (Feb. 3, 2010)



**ALEC BURKS** #10  
**Sophomore • Guard • 6-6 • 195 • Grandview, Mo.**

PTS	REB	AST	ST	MIN	FG%	FT%	3-PT%
20.3	4.2	2.1	1.1	30.0	.508	.812	.333

- 14 career 20+ point scoring games (6 of 8 games)
- has led team in scoring 18 times
- 37 career double-digit scoring games
- Did not start against Alcorn State, still recorded his fourth consecutive 20-point effort with 22 points, six rebounds, and 8-of-13 from the field
- First four games of season led CU in scoring, six games overall
- 31 career games with at least five or more field goals in a game
- Wooden Award Preseason Top 50 Watch list
- Naismith Trophy Preseason Top 50 Watch List
- Preseason Playboy magazine All-America First Team

- Scored a career-high 29 points (11 made FGs, a career-high)

**2009-10 (Freshman Year)**

PTS	REB	AST	ST	MIN	FG%	FT%	3-PT%
17.1	5.0	1.8	1.2	30.2	.538	.772	.352

- CU's first-ever Big 12 Conference Freshman of the Year
- Set CU freshman record points scored (512); first in Big 12 freshman scoring; 2nd in rebounding (5.0); 2nd in FG% (.538)
- Scored a school freshman record 512 points and became first CU freshman to surpass 500 points.
- Big 12 Conference Freshman of the Year, Big 12 All-Rookie Team, All-Big 12 Honorable Mention, 2009-10 Collegen Insider.com All-America Freshman Team, 2009-10 Basketball Times' All-Freshman first team, CU Sports Performers of the Year: Male Freshman of the Year, Sporting News Magazine All-Freshman second team, 2009-2010 Big 12 specialty teams (Kansas City Star) All-Freshman team.
- led all Big 12 freshmen in scoring, was second in rebounding, and fourth in steals. Burks shot a team-high 52.4 FG percentage against Big 12 opponents and netted eight, 20-plus scoring games.
- Fourth nationally of all freshmen in points per game (17.1) and field goal percentage (53.8).
- Only the second CU freshman to lead team in rebounding (5.0 rpg.) since Matt Bullard (6.4, 1985-86)
- 2nd on the team in scoring with 512 points; 150 boards is sixth highest total by a CU freshman;
- tied for 2nd on the team (with Relphorde) w/ 35 steals
- second in Big 12-only FG% (.524)
- Led all Big 12 freshmen in scoring; second in rebounding; fourth in steals
- double-figures in 29 games (missed KU game, Feb. 3)
- seventh in conference scoring (17.1); eight in Big 12-only games (17.3 ppg.)
- led Big 12 (all games) in FG% with a .538; second in Big 12-only (.524)
- Season-high 27 points against Missouri (Feb. 6), season-high 10 rebounds twice: against Miami (OH) (Jan. 5), against Texas Tech (Mar. 10)
- two double-doubles; 30 starts; 10 or more points in 29 games
- first in FG% (.538); fourth in assists (53); tied for second with 35 steals.
- Scored 20+ points eight times (CU's record in those games was 3-5)
- Against Big 12 opponents, Burks shot a team-high .524 FG percentage
- Led the team in scoring in 12 games
- Led the team in rebounds in 14 games
- 14 games 18+ points, including eight 20+ point efforts
- 23 games with at least five or more FGs
- led in scoring 12 times (three shared); rebounding 14 times (4 shared)
- 20 games this season shooting over 50 percent from the field
- 10 games over 60+ percent

**Personal Bests**

**Points**

Season	29	at San Francisco (Nov. 20, 2010)
Big 12	27	Missouri (Feb. 6, 2010)
Career	29	at San Francisco (Nov. 20, 2010)

**Field Goals**

Season	11	at San Francisco (Nov. 20, 2010)
Big 12	9	Missouri (Feb. 6, 2010)
Career	11	at San Francisco (Nov. 20, 2010)

**Field Goals Attempts**

Season	20	at San Francisco (Nov. 20, 2010)
Big 12	19	Missouri (Feb. 6, 2010)
Career	20	at San Francisco (Nov. 20, 2010)

**3-Pointers Made**

Season	2	three times
Big 12	2	twice
Career	2	six times

**3-Point Attempts**

Season	6	at San Francisco (Nov. 20, 2010)
Big 12	6	Nebraska (Jan. 27, 2010)
Career	6	twice

**Free Throws**

Season	11	at Georgia (Nov. 16, 2010)
Big 12	9	Nebraska (Jan. 27, 2010)
Career	11	twice

**Free Throw Attempts**

Season	15	at Georgia (Nov. 16, 2010)
Big 12	13	Nebraska (Jan. 27, 2010)
Career	15	at Georgia (Nov. 16, 2010)

**Rebounds**

Season	7	TX Pan American (Nov. 30, 2010)
Big 12	9	Texas Tech (Mar. 6, 2010)
Career	10	Miami (OH) (Jan. 5, 2010)

**Offensive Rebounds**

Season	3	TX Pan American (Nov. 30, 2010)
Big 12	5	at Kansas State (Feb. 13, 2010)
Career	6	at Oregon State (Dec. 4, 2009)

**Defensive Rebounds**

Season	4	three times
Big 12	6	Texas Tech (Mar. 6, 2010)
Career	8	Miami (Ohio) (Jan. 5, 2010)

**Assists**

Season	5	TX Pan American (Nov. 30, 2010)
Big 12	4	twice
Career	5	TX Pan American (Nov. 30, 2010)

**Steals**

Season	2	three times
Big 12	3	at Oklahoma St (Jan. 10, 2010)
Career	6	Yale (Dec. 29, 2009)

**Blocks**

Season	1	Alcorn State (Nov. 23, 2010)
Big 12	1	six times
Career	3	at Tulsa (Jan. 2, 2010)

**Minutes**

Season	36	twice
Big 12	39	at Nebraska (Mar. 2, 2010)
Career	39	at Nebraska (Mar. 2, 2010)

2010-11 Game-by-Game (sophomore)


Game	GS	Min	FGs	3FGs	FTs	O-D-R	Pf	A	To	BL	ST	Pts
<b>IDAHO STATE</b>	*	31	5-13	0-1	10-10	0-0-0	3	2	2	0	0	20
at Georgia	*	35	5-14	0-2	11-15	1-4-5	4	3	3	0	1	21
at San Francisco	*	36	11-20	2-6	5-10	2-3-5	1	2	1	0	2	29
<b>ALCORN STATE</b>	-	19	8-13	2-3	4-5	2-4-6	0	2	0	1	1	22
Harvard	*	30	5-12	0-1	10-10	1-4-5	4	1	3	0	0	20
<b>TX-PAN AMERICAN</b>	*	28	4-10	0-1	4-5	3-4-7	2	5	3	0	1	12
<b>OREGON STATE</b>	*	27	7-12	1-4	0-0	0-2-2	3	2	3	0	2	15
<b>COLORADO STATE</b>	*	36	8-16	0-0	9-10	2-3-5	4	1	2	0	2	25
<b>THE CITADEL</b>	*	28	7-8	2-3	3-4	0-3-3	1	1	2	0	1	19

2009-10 Game-by-Game (freshman)

Game	GS	Min	FGs	3FGs	FTs	O-D-R	Pf	A	To	BL	ST	Pts	
<b>ARK.-PINE BLUFF</b>	*	29	2-5	0-2	9-13	0-2-2	1	3	0	0	1	13	
<b>COPPIN STATE</b>	*	26	6-9	1-2	5-5	0-2-2	3	3	1	2	0	18	
<b>TEXAS SOUTHERN</b>	*	31	6-9	1-2	10-13	2-2-4	2	2	0	0	0	23	
vs. Gonzaga	*	23	5-6	1-1	0-0	1-5-6	3	0	5	0	0	11	
vs. Arizona	*	38	5-12	0-4	9-10	2-2-4	4	1	3	0	2	19	
at Chaminade	*	24	4-8	0-0	5-7	1-3-4	1	0	1	0	2	13	
<b>SAN FRANCISCO</b>	*	21	5-10	1-3	1-1	1-2-3	3	1	1	0	1	12	
at Oregon State	*	36	7-13	0-2	5-7	6-3-9	1	1	3	0	2	19	
<b>COLO. CHRISTIAN</b>	*	28	5-8	0-0	1-4	1-5-6	0	4	1	0	0	11	
at Colorado State	*	31	9-14	1-1	4-4	1-2-3	3	3	2	0	1	22	
<b>CSU NORTHRIDGE</b>	*	28	4-10	0-4	6-6	2-4-6	2	3	4	1	2	14	
<b>YALE</b>	*	29	4-10	0-2	11-13	2-1-3	1	3	4	0	6	19	
at Tulsa	*	29	7-11	2-3	1-1	4-4-8	4	1	3	3	0	17	
<b>MIAMI (OH)</b>	*	36	6-11	1-4	4-6	2-8-10	2	3	0	0	1	17	
at Texas	*	33	8-16	0-1	5-6	1-5-6	3	0	2	1	0	21	
<b>BAYLOR</b>	*	32	5-11	1-2	5-7	3-3-6	2	2	1	0	1	16	
<b>KANSAS STATE</b>	*	35	4-11	0-0	6-7	2-4-6	4	3	3	1	0	14	
at Oklahoma State	*	35	8-13	0-1	8-10	2-3-5	1	0	1	1	3	24	
at Texas A&M	*	32	8-16	0-0	3-3	2-1-3	3	0	0	0	2	19	
<b>NEBRASKA</b>	*	34	5-10	2-6	9-13	1-2-3	2	4	1	0	1	21	
at Iowa State	*	2	0-0	0-0	0-0	0-0-0	0	0	0	0	0	0	
<b>KANSAS</b>	did not play - injured (left knee sprain)												
<b>MISSOURI</b>	*	32	9-19	2-2	7-8	4-2-6	3	1	4	0	1	27	
at Kansas State	*	34	7-16	0-1	3-4	5-1-6	4	1	2	0	2	17	
<b>OKLAHOMA</b>	*	32	5-6	1-1	6-7	1-2-3	3	2	3	1	1	17	
at Kansas	*	31	7-16	0-1	3-4	2-5-7	3	1	2	1	0	17	
at Missouri	*	30	5-9	0-0	3-3	1-4-5	4	2	3	1	2	13	
<b>IOWA STATE</b>	*	33	3-6	1-3	4-4	1-1-2	2	4	1	0	0	11	
at Nebraska	*	39	7-9	1-1	4-6	1-2-3	3	1	1	0	0	19	
<b>TEXAS TECH</b>	*	29	8-12	1-1	7-11	3-6-9	4	3	2	0	2	24	
vs. Texas Tech	*	37	8-14	2-4	6-10	4-6-10	4	1	4	0	2	24	

2009-10 Totals

Points .....	27, Missouri (2/6)
FG Made.....	9, twice
FG Attempts .....	19, Missouri (2/6)
3-Pt. Made .....	2, four times
FT Made .....	11, Yale (12/29)
FT Attempts.....	13, three times
Rebounds .....	10, twice
Assists .....	4, three times
Steals.....	6, Yale (12/29)
Blocks.....	3, at Tulsa (1/2)
Minutes .....	39, at Nebraska (3/2)



# CORY HIGGINS #11

Senior • Guard • 6-5 • 180 • Danville, Calif.

PTS	REB	AST	ST	MIN	FG%	FT%	3-PT%
17.0	3.8	3.1	1.4	31.6	.404	.860	.375

- Has played 103 career games, 102 starts
- Last five games: 15.6 ppg.; team-best 22 assists
- 21 assists over the last four games (over six a game)
- Scored only nine points against Oregon State, only the fifth time since sophomore year failing to net double digits, second in two seasons
- 10 or points in eight of nine games
- Season-high 28 points at San Francisco
- Led all CU scorers with 21 points at Harvard
- Led team in rebounding at USF (27th career)
- Two 20-point efforts this season (27 career)
- Wooden Award Preseason Top 50 list
- All-Big 12 preseason first team selection

## 2009-10 (Junior Year)

PTS	REB	AST	ST	MIN	FG%	FT%	3-PT%
18.9	3.9	2.4	1.9	33.4	.505	.833	.356

- All-Big 12 third team
- Led Big 12 (only) in steals (2.1)
- Scored 587 points, most by any CU player since 1991-92
- was third in Big 12-only FG percentage (.522)
- 45th nationally in points per game
- Shot a career season-best from the field and FT line
- led CU in scoring in five of the last 10 games (20.2 ppg.) and 51.5 percent from the field
- scored in double digits in all but one game (Chaminade, 6 pts.).
- 13th nationally of all juniors last season in steals per game.
- 20th of all juniors in points per game; 24th of all juniors in FG%; t-28th of all juniors in FT%.

## 2008-09 (Sophomore Year)

PTS	REB	AST	ST	MIN	FG%	FT%	3-PT%
17.4	5.4	2.6	1.9	37.0	.476	.830	.360

- All-Big 12 third team
- One of 13 players nationally to rank first or second on their team in five major statistical categories (points, rebounds, assists, steals, blocks)
- Scored 538 points
- under five minutes to play was 81.2 percent at FT line
- Rainbow Classic All-Tournament team
- Led Big 12 (only) in steals (2.1)

## 2007-08 (Freshman Year)

PTS	REB	AST	ST	MIN	FG%	FT%	3-PT%
8.3	3.9	2.3	1.1	33.6	.459	.680	.333

- started all 32 games
- second in assists and steals; third in rebounding
- 266 points scored ranked 10th all-time of freshman scorers

## 2009-10 Totals

Points .....33, Iowa State (2/27)  
 FG Made ..... 12, twice  
 FG Attempts ..... 22, vs. Arizona (11/24)  
 3-Pt. Made ..... 5, Coppin State (11/16)  
 FT Made ..... 16, Arkansas-Pine Bluff (11/13)  
 FT Attempts 16, Arkansas-Pine Bluff (11/13)  
 Rebounds .....7, twice  
 Assists .....8, Cal State Northridge (12/22)  
 Steals .....5, Missouri (2/6)  
 Blocks .....2, Kansas State (1/16)  
 Minutes .....41, Arizona (11/24)

## Personal Bests

### Points

Season	28	at San Francisco (Nov. 20, 2010)
Big 12	34	Texas (Feb. 14, 2009)
Career	34	Texas (Feb. 14, 2009)

### Field Goals

Season	8	at San Francisco (Nov. 20, 2010)
Big 12	12	twice
Career	12	twice

### Field Goals Attempts

Season	24	at San Francisco (Nov. 20, 2010)
Big 12	20	Texas (Feb. 14, 2009)
Career	24	at San Francisco (Nov. 20, 2010)

### 3-Pointers Made

Season	4	The Citadel (Dec. 17, 2010)
Big 12	3	twice
Career	5	Coppin State (Nov. 16, 2009)

### 3-Point Attempts

Season	6	TX Pan American (Nov. 30, 2010)
Big 12	5	three times
Career	6	Coppin State (Nov. 16, 2009)

### Free Throws

Season	11	Colorado State (Dec. 8, 2010)
Big 12	12	Kansas (Jan. 17, 2009)
Career	16	Ark.-Pine Bluff (Nov. 13, 2009)

### Free Throw Attempts

Season	14	Colorado State (Dec. 8, 2010)
Big 12	12	Kansas (Jan. 17, 2009)
Career	16	Ark.-Pine Bluff (Nov. 13, 2009)

### Rebounds

Season	8	at San Francisco (Nov. 20, 2010)
Big 12	9	Texas (Feb. 14, 2009)
Career	10	twice

### Offensive Rebounds

Season	4	at San Francisco (Nov. 20, 2010)
Big 12	3	three times
Career	4	at San Francisco (Nov. 20, 2010)

### Defensive Rebounds

Season	6	Alcorn State (Nov. 23, 2010)
Big 12	9	Texas (Feb. 14, 2009)
Career	10	twice

### Assists

Season	7	TX Pan American (Nov. 30, 2010)
Big 12	6	at Texas Tech (Jan. 20, 2009)
Career	8	Cal St. Northridge (Dec. 22, 2009)

### Steals

Season	4	twice
Big 12	5	three times
Career	5	three times

### Blocks

Season	2	at San Francisco (Nov. 20, 2010)
Big 12	2	Kansas State (Jan. 16, 2010)
Career	2	six times

### Minutes

Season	38	Colorado State (Dec. 8, 2010)
Big 12	46	vs. Baylor (Mar. 13, 2008)
Career	46	vs. Baylor (Mar. 13, 2008)

2010-11 Game-by-Game (senior)

Game	GS	Min	FGs	3FGs	FTs	O-D-R	Pf	A	To	BL	ST	Pts
IDAHO STATE	*	33	4-15	1-5	7-10	1-2-3	2	4	0	0	4	16
at Georgia	*	28	4-11	0-2	7-8	3-1-4	5	0	3	0	4	15
at San Francisco	*	37	8-24	2-5	10-11	4-4-8	0	1	3	2	0	28
ALCORN STATE	-	23	7-11	0-0	2-2	0-6-6	2	1	0	0	2	16
at Harvard	*	36	6-14	1-2	8-8	2-1-3	3	1	5	0	1	21
TX-PAN AMERICAN	*	29	6-10	3-6	0-0	0-1-1	0	7	0	1	1	15
OREGON STATE	*	29	2-6	1-4	4-4	0-4-4	2	6	2	1	0	9
COLORADO STATE	*	38	2-10	0-2	11-14	0-4-4	3	3	1	0	1	15
THE CITADEL	*	31	7-13	4-6	0-0	0-1-1	1	5	0	0	0	18

2009-10 Game-by-Game (junior)

Game	GS	Min	FGs	3FGs	FTs	O-D-R	Pf	A	To	BL	ST	Pts
ARK.-PINE BLUFF	*	33	5-8	0-1	16-16	1-1-2	2	2	1	0	1	26
COPPIN STATE	*	30	7-10	5-6	2-2	0-2-2	1	3	1	0	3	21
TEXAS SOUTHERN	*	33	9-12	1-2	4-6	1-5-6	3	3	2	0	1	23
vs. Gonzaga	*	35	7-16	1-4	4-5	0-6-6	4	2	4	1	3	19
vs. Arizona	*	41	10-22	1-3	7-7	1-3-4	3	2	2	0	0	28
at Chaminade	*	29	2-4	2-3	0-0	0-4-4	3	4	3	1	0	6
SAN FRANCISCO	*	30	9-12	2-2	2-2	0-3-3	2	1	1	0	3	22
at Oregon State	*	39	5-12	1-3	4-4	1-2-3	1	3	2	1	1	15
COLO. CHRISTIAN	*	25	7-11	1-1	10-13	0-1-1	2	1	1	0	1	25
at Colorado State	*	33	1-10	0-4	10-11	0-3-3	4	3	4	0	2	12
CSU NORTHBRIDGE	*	28	5-11	1-5	3-3	0-3-3	2	8	0	0	2	14
YALE	*	35	8-15	2-5	5-9	1-3-4	3	3	3	1	3	23
at Tulsa	*	34	3-12	0-3	7-7	2-3-5	3	2	2	0	1	13
MIAMI (OH)	*	28	4-11	1-3	2-3	0-2-2	3	2	4	1	2	11
at Texas	*	33	6-10	0-1	3-4	0-2-2	1	2	2	0	1	15
BAYLOR	*	31	6-11	0-2	6-8	1-3-4	4	3	2	0	2	18
KANSAS STATE	*	38	12-18	0-5	6-10	1-5-6	3	1	5	2	1	30
at Oklahoma State	*	35	3-10	1-3	6-7	2-2-4	3	2	1	0	3	13
at Texas A&M	*	35	6-11	0-1	7-8	0-3-3	2	0	2	0	4	19
NEBRASKA	*	32	4-9	0-2	3-3	0-6-6	3	1	3	1	3	11
at Iowa State	*	34	7-17	1-2	6-8	0-1-1	3	3	1	0	2	21
KANSAS	*	38	4-15	0-3	6-6	3-4-7	3	3	3	0	0	14
MISSOURI	*	31	5-11	0-2	5-7	3-4-7	5	3	2	0	5	15
at Kansas State	*	38	6-15	3-4	6-6	1-3-4	0	1	6	0	4	21
OKLAHOMA	*	33	7-17	1-4	3-3	0-4-4	3	3	0	0	1	18
at Kansas	*	24	3-7	1-2	6-7	0-2-2	2	0	3	1	1	13
at Missouri	*	34	9-14	2-5	1-2	2-1-3	0	2	4	0	0	21
IOWA STATE	*	39	12-15	3-4	6-6	0-6-6	0	4	0	1	1	33
at Nebraska	*	36	6-11	0-1	7-9	0-6-6	4	4	4	1	4	19
TEXAS TECH	*	33	9-10	1-1	11-15	0-3-3	4	1	2	0	2	30
vs. Texas Tech	*	39	6-15	1-3	5-6	0-4-4	1	1	2	0	3	18

2008-09 Game-by-Game (sophomore)

Game	GS	Min	FGs	3FGs	FTs	O-D-R	Pf	A	To	BL	ST	Pts
ARK.-PINE BLUFF	*	36	4-10	1-4	3-6	0-6-6	1	6	3	0	1	12
MONTANA STATE	*	44	5-8	0-3	11-14	2-5-7	2	5	4	0	4	21
HARVARD	*	36	3-7	0-3	8-11	1-8-9	2	3	2	0	1	14
LAFAYETTE	*	31	7-11	2-3	8-10	0-2-2	3	1	2	0	3	24
at Stanford	*	36	4-12	0-2	1-4	1-3-4	4	1	5	0	0	9
TCU	*	38	4-10	1-3	7-8	1-7-8	2	1	2	0	0	16
COLORADO STATE	*	38	11-16	3-5	8-9	1-5-6	0	3	1	1	3	33
PRAIRIE VIEW A&M	*	30	6-12	3-5	2-2	0-8-8	3	2	3	2	0	17
La.-MONROE	*	40	4-8	0-2	7-7	2-5-7	3	3	3	2	4	15
vs. Coppin State	*	36	4-5	1-2	12-12	0-10-10	3	4	3	1	1	21
vs. Buffalo	*	15	5-11	1-2	4-4	0-3-3	2	2	1	1	2	15
vs. Vermont	*	34	6-10	2-2	4-4	0-5-5	5	2	4	0	0	18
at SMU	*	39	3-7	1-3	4-4	0-6-6	5	6	3	0	4	11
WESTERN STATE	*	38	9-14	1-3	5-5	0-10-10	0	1	1	0	0	24
at Missouri	*	29	3-9	0-0	6-7	2-2-4	3	2	4	0	5	12
KANSAS	*	40	3-8	2-4	12-12	0-3-3	1	1	2	1	2	20
at Texas Tech	*	38	7-13	0-2	7-8	2-5-7	2	6	3	0	3	21
KANSAS STATE	*	45	3-6	0-1	6-7	0-5-5	2	3	5	0	4	12
IOWA STATE	*	38	6-14	2-4	5-5	0-3-3	0	2	3	0	3	19
at Kansas	*	38	6-16	0-3	3-5	1-4-5	4	5	1	0	4	15
NEBRASKA	*	39	6-12	1-3	2-2	1-5-6	3	4	4	1	2	15
at Oklahoma	*	36	9-18	2-4	0-0	1-2-3	3	0	2	0	2	20
at Iowa State	*	34	2-5	0-1	7-8	1-2-3	4	1	4	0	0	11
TEXAS	*	43	11-20	3-5	9-11	0-9-9	2	1	4	0	0	34
at Nebraska	*	35	3-9	1-5	5-5	0-6-6	1	1	3	0	0	12
MISSOURI	*	39	5-12	0-0	4-8	0-4-4	2	3	3	1	3	14
OKLAHOMA STATE	*	33	3-8	0-0	3-5	1-2-3	1	1	1	0	0	9
at Baylor	*	38	5-11	3-5	7-9	0-5-5	4	1	3	1	2	20
TEXAS A&M	*	27	10-18	2-4	5-8	0-6-6	3	4	1	0	3	27
at Kansas State	*	39	7-16	0-1	8-8	1-2-3	4	3	6	0	0	22
vs. Texas	*	32	1-11	0-5	3-4	0-1-1	2	2	1	0	3	5

2007-08 Game-by-Game (freshman)

Game	GS	Min	FGs	3FGs	FTs	O-D-R	Pf	A	To	BL	ST	Pts
NEW MEXICO	*	37	3-7	1-3	3-4	0-5-5	3	2	1	1	3	10
vs. Florida A&M	*	31	3-5	2-4	2-2	0-2-2	3	1	2	0	0	10
vs. Savannah State	*	19	1-3	0-2	1-2	0-1-1	3	0	4	0	1	3
at Wisconsin	*	33	1-4	0-1	0-0	0-3-3	0	1	1	1	3	2
COLO. CHRISTIAN	*	25	3-7	0-2	0-0	0-4-4	2	1	2	0	1	6
at Denver	*	29	1-3	0-0	4-4	1-3-4	0	2	3	0	1	6
at Air Force	*	32	3-7	0-2	1-3	1-2-3	3	5	2	0	0	7
STANFORD	*	34	4-7	2-4	0-0	0-6-6	2	0	3	1	0	10
at Wyoming	*	20	3-8	1-3	0-0	0-5-5	4	2	2	0	1	7
NEW ORLEANS	*	31	4-7	2-2	0-0	1-4-5	0	2	1	1	1	10
at Colorado State	*	34	5-7	1-2	2-4	0-3-3	2	7	4	1	2	13
GRAMBLING STATE	*	28	7-11	1-1	0-0	1-3-4	1	6	2	2	3	15
SMU	*	36	2-5	0-3	0-1	0-5-5	1	1	0	1	1	4
TULSA	*	36	1-6	0-3	0-1	0-1-1	2	3	0	0	0	2
at Texas A&M	*	37	6-10	2-4	1-2	1-4-5	3	3	0	0	1	15
NEBRASKA	*	35	5-10	2-4	1-2	2-4-6	1	1	1	0	0	13
at Texas	*	33	2-4	2-4	2-2	0-8-8	3	3	2	0	1	8
KANSAS STATE	*	34	3-6	2-3	2-4	2-2-4	1	1	4	1	1	10
MISSOURI	*	38	1-3	0-1	5-6	2-3-5	1	3	3	0	3	7
at Iowa State	*	33	1-8	0-4	2-2	1-1-2	4	1	3	0	5	4
KANSAS	*	39	5-10	1-2	0-0	1-1-2	3	3	1	0	1	11
at Oklahoma State	*	38	2-5	1-3	6-7	1-3-4	4	2	1	0	1	11
OKLAHOMA	*	39	2-5	1-1	4-4	0-7-7	2	4	1	0	1	9
at Kansas	*	35	3-6	1-2	2-2	1-4-5	2	3	4	0	1	9
TEXAS TECH	*	37	4-7	1-4	3-3	0-2-2	3	1	3	1	1	12
at Missouri	*	35	3-7	0-1	0-0	1-3-4	1	1	3	0	0	6
BAYLOR	*	25	1-6	0-1	1-2	1-0-1	3	2	1	0	0	3
IOWA STATE	*	35	2-3	0-0	1-4	0-5-5	2	2	2	0	1	5
at Kansas State	*	38	4-11	1-2	3-4	3-4-7	3	3	1	0	1	12
at Nebraska	*	35	2-7	1-4	0-1	0-2-2	1	2	4	0	1	5
vs. Baylor	*	46	5-6	0-1	0-2	1-7-8	3	3	2	1	0	10
vs. Oklahoma	*	37	3-6	0-2	5-7	2-6-8	2	2	3	0	0	11

**MORE HIGGINS ... 2009-10 REVIEW**



# JAVON CONEY

# #14

Senior • Guard • 6-3 • 210 • Chicago, Ill.

## 2010-11

**PTS**   **REB**   **AST**   **ST**   **MIN**   **FG%**   **FT%**   **3-PT%**  
**0.7**   **0.7**   **0.0**   **0.0**   **5.3**   **1.000**   **.000**   **.000**

- Seen action in six games; two points vs. Texas-PA and Citadel
- Perfect from the field (2-of-2)
- block shot and season-best two rebounds vs. The Citadel
- played 23 games a year ago, one start (Oklahoma State)
- non-scholarship student-athlete

## Personal Bests

### Points

Season   2   twice  
 Big 12   15   at Nebraska (March 9, 2008)  
 Career   15   at Nebraska (March 9, 2008)

### Field Goals

Season   1   twice  
 Big 12   4   at Nebraska (March 9, 2008)  
 Career   4   at Nebraska (March 9, 2008)

### Field Goal Attempts

Season   1   twice  
 Big 12   5   twice  
 Career   5   twice

### 3-Pointers Made

Season   -  
 Big 12   3   at Nebraska (March 9, 2008)  
 Career   3   at Nebraska (March 9, 2008)

### 3-Point Field Goal Attempts

Season   -  
 Big 12   4   Missouri (Feb. 21, 2009)  
 Career   4   Missouri (Feb. 21, 2009)

### Free Throws

Season   -  
 Big 12   4   at Nebraska (March 9, 2008)  
 Career   4   at Nebraska (March 9, 2008)

### Free Throw Attempts

Season   1   Alcorn State (Nov. 23, 2010)  
 Big 12   4   at Nebraska (March 9, 2008)  
 Career   4   at Nebraska (March 9, 2008)

### Rebounds

Season   2   twice  
 Big 12   6   Oklahoma State (Feb. 25, 2009)  
 Career   6   Oklahoma State (Feb. 25, 2009)

### Offensive Rebounds

Season   -  
 Big 12   3   at Nebraska (March 9, 2008)  
 Career   3   at Nebraska (March 9, 2008)

### Defensive Rebounds

Season   2   twice  
 Big 12   5   at Nebraska (March 9, 2008)  
 Career   5   at Nebraska (March 9, 2008)

### Assists

Season   -  
 Big 12   3   Kansas State (Jan. 24, 2009)  
 Career   3   Kansas State (Jan. 24, 2009)

### Steals

Season   -  
 Big 12   2   at Nebraska (March 9, 2008)  
 Career   2   at Nebraska (March 9, 2008)

### Blocks

Season   1   The Citadel (Dec. 17, 2010)  
 Big 12   1   Oklahoma State (Feb. 25, 2009)  
 Career   1   Oklahoma State (Feb. 25, 2009)

### Minutes

Season   9   twice  
 Big 12   27   twice  
 Career   27   twice

## 2009-10 Game-by-Game (senior)

Game	GS	Min	FGs	3FGs	FTs	O-D-R	Pf	A	To	BL	ST	Pts
IDAHO STATE	-	1	0-0	0-0	0-0	0-0-0	0	0	0	0	0	0
at Georgia			did not play									
at San Francisco	-	3	0-0	0-0	0-0	0-0-0	0	0	0	0	0	0
ALCORN STATE	-	9	0-0	0-0	0-1	0-0-0	0	0	1	0	0	0
at Harvard			did not play									
TX-PAN AMERICAN	-	9	1-1	0-0	0-0	0-2-2	2	0	1	0	0	2
OREGON STATE	-	3	0-0	0-0	0-0	0-0-0	0	0	0	0	0	0
COLORADO STATE			did not play									
THE CITADEL	-	7	1-1	0-0	0-0	0-2-2	0	0	0	1	0	2

## 2009-10 Game-by-Game (junior)

Game	GS	Min	FGs	3FGs	FTs	O-D-R	Pf	A	To	BL	ST	Pts
ARK.-PINE BLUFF	-	1	0-0	0-0	0-0	0-0-0	0	0	0	0	0	0
COPPIN STATE	-	1	0-0	0-0	0-0	0-0-0	1	0	0	0	0	0
SAN FRANCISCO	-	3	0-0	0-0	0-0	0-0-0	0	0	0	0	0	0
CSU NORTHRIDGE	-	3	0-0	0-0	0-0	1-1-2	2	0	0	0	0	0
at Tulsa	-	1	0-0	0-0	0-0	0-0-0	0	0	0	0	0	0
at Missouri	-	3	0-1	0-0	0-0	2-0-2	0	0	0	0	0	0
TEXAS TECH	-	0+	0-0	0-0	0-0	0-0-0	0	0	0	0	0	0

## 2008-09 Game-by-Game (sophomore)

Game	GS	Min	FGs	3FGs	FTs	O-D-R	Pf	A	To	BL	ST	Pts
ARK.-PINE BLUFF	-	8	0-0	0-0	0-0	0-0-0	0	0	0	0	0	0
LAFAYETTE	-	11	0-2	0-1	0-0	0-0-0	1	1	1	0	0	0
at Stanford	-	2	0-0	0-0	0-0	0-1-1	0	0	1	0	0	0
TCU	-	21	1-4	0-1	0-0	1-0-1	3	0	1	0	0	2
COLORADO STATE	-	1	0-0	0-0	0-0	0-0-0	0	0	0	0	0	0
PRAIRIE VIEW A&M	-	6	0-1	0-1	0-0	1-3-4	1	1	0	0	0	0
vs. Coppin State	-	1	1-1	0-0	0-0	0-0-0	0	0	0	0	0	2
vs. Vermont	-	9	0-3	0-3	0-0	0-0-0	0	2	0	0	1	0
WESTERN STATE	-	5	0-1	0-0	0-0	2-0-2	0	0	1	0	0	0
at Missouri	-	9	1-1	0-0	0-2	0-2-2	3	1	0	0	0	2
KANSAS STATE	-	27	1-3	1-2	1-2	1-3-4	2	3	0	0	0	4
IOWA STATE	-	9	0-1	0-1	0-0	0-1-1	2	0	0	0	0	0
at Kansas	-	2	0-1	0-1	0-0	0-0-0	0	0	0	0	0	0
NEBRASKA	-	2	0-1	0-1	0-0	0-0-0	2	0	0	0	0	0
at Oklahoma	-	12	0-1	0-0	0-0	0-2-2	1	1	0	0	0	0
at Iowa State	-	3	0-0	0-0	0-0	0-0-0	1	0	1	0	0	0
TEXAS	-	3	0-0	0-0	0-0	0-0-0	0	0	0	0	0	0
at Nebraska	-	18	1-4	1-3	0-0	0-5-5	2	0	1	0	0	3
MISSOURI	-	23	2-5	1-4	0-1	1-2-3	3	1	2	0	1	5
OKLAHOMA STATE	-	27	0-1	0-0	0-0	1-5-6	2	0	0	1	0	0
TEXAS A&M	-	1	0-0	0-0	0-0	0-0-0	0	0	0	0	1	0
at Kansas State	-	2	0-0	0-0	0-0	0-0-0	0	0	0	0	0	0

## 2007-08 Game-by-Game (freshman)

Game	GS	Min	FGs	3FGs	FTs	O-D-R	Pf	A	To	BL	ST	Pts
vs. Florida A&M	-	1	0-0	0-0	0-0	0-0-0	0	0	0	0	0	0
at Wisconsin	-	3	0-0	0-0	0-0	0-0-0	0	0	0	0	0	0
COLO. CHRISTIAN	-	1	0-0	0-0	0-0	0-0-0	0	0	0	0	0	0
GRAMBLING STATE	-	9	1-2	0-1	0-0	0-1-1	0	0	0	0	0	2
at Iowa State	-	1	0-0	0-0	0-0	0-0-0	0	0	0	0	0	0
KANSAS	-	2	0-2	0-2	0-0	0-0-0	0	0	0	0	0	0
at Kansas	-	5	0-1	0-1	0-0	0-0-0	0	0	0	0	0	0
TEXAS TECH	-	4	0-1	0-1	0-0	0-0-0	0	0	0	0	0	0
at Missouri	-	5	0-0	0-0	0-0	0-0-0	1	0	0	0	0	0
BAYLOR	-	3	0-0	0-0	0-0	0-0-0	1	0	0	0	0	0
at Kansas State	-	0	0-0	0-0	0-0	0-0-0	1	0	0	0	0	0
at Nebraska	-	10	4-5	3-3	4-4	3-0-3	1	0	0	0	2	15
vs. Baylor	-	1	0-0	0-0	0-0	0-0-0	0	0	0	0	0	0
vs. Oklahoma	-	5	0-1	0-1	0-0	0-2-2	0	0	0	0	0	0



# André Roberson #21

6-7, 190, Fr., G  
San Antonio, Texas (Wagner HS)

## 2010-11

PTS	REB	AST	ST	BLK	MIN	FG%	FT%	3-PT%
5.3	7.0	1.1	1.7	1.3	19.0	.541	.583	.167

- First career double-double with 11 points and 10 rebounds against The Citadel; Nine defensive boards a season-high
- Has led CU in rebounding six times (three shared), blocked shots five times (one shared), and steals three times.
- Grabbed 11 rebounds and scored six points in collegiate debut.

- Second most rebounds (11) in college debut ranking second to Jermyl Jackson-Wilson (17 rebounds, 2006).
- grabbed at least four rebounds in every game this season.
- First student-athlete signed with Coach Boyle staff.

**Academics:** Open Option major in Colorado's College of Arts and Sciences.

## WAGNER HIGH SCHOOL

- Averaged 15 points, 12 rebounds, 1.7 blocked shots per game during his season year.
- Led team in rebounding and blocks senior year.
- Helped lead the Thunderbirds to a pair of consecutive Texas Class 5-A state semifinal appearances.
- Member of two region championship teams.
- Helped Wagner to a 39-2 record during senior year and a No. 22 national ranking, in addition to No. 4 state ranking and No. 1 in the section.
- Two-time first-team all-state selection.
- District 27-5A Most Valuable Player.
- Named to the All-Area Class 5-A Super Team.
- Junior year averaged 9.3 points and 9.1 rebounds per game.
- Comes from an athletic family, father John Roberson played basketball collegiately at New Mexico State (1985-89) and professionally overseas for 12 years; his mother, Lisa played volleyball at New Mexico State (1985-89).
- Older sisters have Big 12 Conference ties; Ashlee averaged 12.2 ppg. and was 2009-10 All-Big 12 honorable mention as a senior last year at Texas Tech; Amber, is a junior at the University of Texas, a two-year volleyball letterwinner.

## 2010-11 Game-by-Game

Game	GS	Min	FGs	3FGs	FTs	O-D-R	Pf	A	To	BL	ST	Pts
IDAHO STATE	-	21	3-5	0-0	0-0	4-7-11	2	1	0	0	1	6
at Georgia	-	16	0-1	0-1	1-2	1-6-7	4	3	1	1	0	1
at San Francisco	-	23	2-2	0-0	0-0	2-3-5	2	1	2	2	3	4
ALCORN STATE	-	21	2-5	0-1	0-0	3-6-9	4	4	2	2	2	4
at Harvard	-	19	1-2	0-1	1-2	2-2-4	1	0	1	0	2	3
TX-PAN AMERICAN	-	21	3-6	0-0	2-2	3-3-6	2	0	4	2	3	8
OREGON STATE	-	17	4-5	0-1	1-1	2-4-6	5	0	0	2	2	9
COLORADO STATE	-	12	1-3	0-0	0-0	3-2-5	2	0	2	1	0	5
THE CITADEL	-	21	4-8	1-2	2-5	1-9-10	2	1	1	2	2	11

## Personal Bests

Points	Season	11	The Citadel (Dec. 17, 2010)
Big 12	-		
Career	11		The Citadel (Dec. 17, 2010)

## Field Goals

Season	4	twice
Big 12	-	
Career	4	twice

## Field Goal Attempts

Season	8	The Citadel (Dec. 17, 2010)
Big 12	-	
Career	8	The Citadel (Dec. 17, 2010)

## 3-Pointers Made

Season	1	The Citadel (Dec. 17, 2010)
Big 12	-	
Career	1	The Citadel (Dec. 17, 2010)

## 3-Point Field Goal Attempts

Season	2	The Citadel (Dec. 17, 2010)
Big 12	-	
Career	2	The Citadel (Dec. 17, 2010)

## Free Throws

Season	2	twice
Big 12	-	
Career	2	twice

## Free Throw Attempts

Season	5	The Citadel (Dec. 17, 2010)
Big 12	-	
Career	5	The Citadel (Dec. 17, 2010)

## Rebounds

Season	11	Idaho State (Nov. 12, 2010)
Big 12	-	
Career	11	Idaho State (Nov. 12, 2010)

## Offensive Rebounds

Season	4	Idaho State (Nov. 12, 2010)
Big 12	-	
Career	4	Idaho State (Nov. 12, 2010)

## Defensive Rebounds

Season	9	The Citadel (Dec. 17, 2010)
Big 12	-	
Career	9	The Citadel (Dec. 17, 2010)

## Assists

Season	4	Alcorn State (Nov. 23, 2010)
Big 12	-	
Career	4	Alcorn State (Nov. 23, 2010)

## Steals


Season	3	twice
Big 12	-	
Career	3	twice

## Blocks

Season	2	five times
Big 12	-	
Career	2	five times

## Minutes

Season	23	at San Francisco (Nov. 20, 2010)
Big 12	-	
Career	23	at San Francisco (Nov. 20, 2010)



# LEVI KNUTSON #24

Senior • Guard • 6-4 • 200 • Littleton, Colo.

PTS	REB	AST	ST	MIN	FG%	FT%	3-PT%
11.7	3.2	1.1	0.2	22.9	.582	.867	.452

- Last five games, third in scoring 13.2 ppg., 67.6 percent (23-of-34 FG); 10-of-11 at the free throw line (.909)
- Made 4-of-4 free throws in overtime helping CU defeat Colorado State (7-of-7 for the game). Tied career-best with seven FTs made.
- Six games over 10 points including the last four games in a row.
- Scored a career-best 22 points (game-high) along with a personal best six 3-pointers in home win over Oregon State.
- Six 3-pointers by one player is the most since Richard Roby made six against Nebraska (Jan. 25, 2006).
- Eight FGs made ties a career-high; started against Oregon State.
- Scored 18 points on 7-of-10 shooting in home win

## Personal Bests

### Points

Season	22	Oregon State (Dec. 4, 2010)
Big 12	19	Oklahoma State (Feb. 25, 2009)
Career	22	Oregon State (Dec. 4, 2010)

### Field Goals

Season	8	Oregon State (Dec. 4, 2010)
Big 12	8	Oklahoma State (Feb. 25, 2009)
Career	8	twice

### Field Goals Attempts

Season	11	twice
Big 12	13	Oklahoma State (Feb. 25, 2009)
Career	13	Oklahoma State (Feb. 25, 2009)

### 3-Pointers Made

Season	6	Oregon State (Dec. 4, 2010)
Big 12	3	twice
Career	6	Oregon State (Dec. 4, 2010)

### 3-Point Attempts

Season	8	Oregon State (Dec. 4, 2010)
Big 12	5	four times
Career	8	twice

### Free Throws

Season	7	Colorado State (Dec. 8, 2010)
Big 12	7	Texas Tech (Mar. 6, 2010)
Career	7	twice

### Free Throw Attempts

Season	7	Colorado State (Dec. 8, 2010)
Big 12	8	Texas Tech (Mar. 6, 2010)
Career	8	Texas Tech (Mar. 6, 2010)

### Rebounds

Season	5	Idaho State (Nov. 12, 2010)
Big 12	6	three times
Career	6	three times

### Offensive Rebounds

Season	3	TX-Pan American (Nov. 30, 2010)
Big 12	3	vs. Texas (Mar. 11, 2009)
Career	3	twice

### Defensive Rebounds

Season	4	twice
Big 12	6	Nebraska (Feb. 4, 2009)
Career	6	Nebraska (Feb. 4, 2009)

### Assists

Season	3	Alcorn State (Nov. 23, 2010)
Big 12	4	Oklahoma State (Feb. 25, 2009)
Career	4	twice

### Steals

Season	1	twice
Big 12	2	three times
Career	2	four times

### Blocks

Season	-	
Big 12	1	Texas Tech (Mar. 6, 2010)
Career	1	twice

### Minutes

Season	31	Oregon State (Dec. 4, 2010)
Big 12	36	twice
Career	36	twice

versus Texas-Pan American

• His 40 points scored in the last two games and 15 made field goals over a two-game span are the most in his four-year collegiate career.

• Came off the bench to score 16 points on 6-of-7 shooting against Idaho State.

ACADEMICS: College major is finance • CU Scholar-Athlete Award for highest Junior GPA in 2009-2010 (3.929)

• Named to the 2009-10 and 2008-09 All-Big 12 Academic first team • Achieved a perfect 4.0 GPA in the Fall 2009 and Spring 2009 semesters • Six-time Dean's List honoree • Five-time Commissioners Honor Roll.

## 2009-10 (Junior Year)

PTS	REB	AST	ST	MIN	FG%	FT%	3-PT%
3.5	1.6	0.7	0.5	12.7	.390	.781	.357

- 13 pts., 5-of-8 shooting vs. KU (Feb. 3), three treys & 34 mins.
- 11 points in home win over Texas Tech (3/6); 7-of-8 FTs
- five games over 20 minutes played
- 23 games played
- CU scholar-athlete, highest junior GPA (3.929)
- Big 12 Commissioners Honor Roll (Fall 2009, Spring 2010)
- Academic All-Big 12 First Team

## 2008-09 (Sophomore Year)

PTS	REB	AST	ST	MIN	FG%	FT%	3-PT%
3.8	1.7	1.0	0.4	15.9	.393	.842	.229

- played 30 games with one start
- career-high 19 points vs. Oklahoma State (8-of-13)
- started at Baylor (seven points, three rebounds, two assists)

## 2007-08 (Freshman Year)

PTS	REB	AST	ST	MIN	FG%	FT%	3-PT%
4.6	1.3	1.2	0.2	18.3	.415	.786	.333

- played 32 games with one start
- lone start, nine points, three rebounds vs. Colo. Christian
- doubles figures six times

## 2009-10 Totals

Points	13, Kansas (2/3)
FG Made	5, Kansas (2/3)
3-Pt. Made	3, Kansas (2/3)
FT Made	7, Texas Tech (3/6)
Rebounds	6, at Iowa State (1/30)
Assists	3, at Iowa State (1/30)
Steals	2, three times
Blocks	1, Texas Tech (3/6)
Minutes	34, Kansas (2/3)

## 2010-11 Game-by-Game (senior)

Game	GS	Min	FGs	3FGs	FTs	O-D-R	Pf	A	To	BL	ST	Pts
IDAHO STATE	-	20	6-7	1-1	3-3	1-4-5	3	2	0	0	0	16
at Georgia	-	12	2-4	1-3	0-0	1-2-3	3	0	2	0	0	5
at San Francisco	-	20	5-11	1-5	0-1	0-3-3	4	0	1	0	1	11
ALCORN STATE	-	26	3-11	1-5	0-0	0-4-4	2	3	0	0	0	7
at Harvard	-	23	0-4	0-3	1-2	1-1-2	1	1	2	0	0	1
TX-PAN AMERICAN	-	24	7-10	2-3	2-2	3-0-3	0	2	1	0	1	18
OREGON STATE	-	31	8-10	6-8	0-0	2-2-4	0	0	0	0	0	22
COLORADO STATE	-	28	3-4	1-1	7-7	0-3-3	1	1	0	0	0	14
THE CITADEL	-	22	5-6	1-2	0-0	1-1-2	1	1	2	0	0	11

## 2009-10 Game-by-Game (junior)

Game	GS	Min	FGs	3FGs	FTs	O-D-R	Pf	A	To	BL	ST	Pts
ARK.-PINE BLUFF			did not play (INJURED)									
COPPIN STATE			did not play (INJURED)									
TEXAS SOUTHERN			did not play (INJURED)									
vs. Gonzaga			did not play (INJURED)									
vs. Arizona			did not play (INJURED)									
at Chaminade	-	7	1-3	0-0	2-2	0-0-0	0	0	0	0	0	4
SAN FRANCISCO	-	4	0-2	0-0	2-3	2-1-3	1	0	0	0	0	2
at Oregon State			did not play									
COLO. CHRISTIAN	-	22	3-5	1-3	4-4	0-3-3	2	1	1	0	1	11
at Colorado State	-	11	0-1	0-0	2-4	0-1-1	0	0	0	0	2	2
CSU NORTHBRIDGE	-	8	1-2	0-1	0-0	0-2-2	0	0	1	0	0	0
YALE			did not play									
at Tulsa	-	2	0-1	0-1	0-0	0-0-0	0	0	0	0	0	0
MIAMI (OH)	-	6	0-1	0-1	2-2	0-1-1	0	0	0	0	0	2
at Texas	-	8	0-0	0-0	0-0	0-0-0	0	0	0	0	0	0
BAYLOR			did not play									
KANSAS STATE	-	12	0-2	0-1	1-2	0-1-1	2	1	0	0	1	1
at Oklahoma State	-	5	1-1	1-1	0-0	0-0-0	1	0	0	0	0	3
at Texas A&M	-	7	0-2	0-2	0-0	0-0-0	2	0	0	0	0	0
NEBRASKA	-	23	3-4	2-3	0-0	0-3-3	1	2	0	0	0	8
at Iowa State	-	24	0-4	0-2	2-2	2-4-6	3	3	0	0	2	2
KANSAS	-	34	5-8	3-4	0-1	0-4-4	4	1	0	0	1	13
MISSOURI	-	14	0-3	0-1	1-2	0-1-1	2	0	2	0	1	1
at Kansas State	-	16	1-3	0-1	0-0	0-0-0	1	1	2	0	0	2
OKLAHOMA	-	9	1-1	0-0	0-0	0-2-2	0	1	0	0	0	2
at Kansas	-	10	2-3	2-2	0-0	0-0-0	0	1	0	0	1	6
at Missouri	-	15	0-2	0-1	0-0	0-5-5	0	1	0	0	0	0
IOWA STATE	-	3	0-0	0-0	0-0	0-0-0	0	0	0	0	0	0
at Nebraska	-	20	1-3	1-2	2-2	0-0-0	1	2	1	0	1	5
TEXAS TECH	-	17	2-4	0-1	7-8	0-3-3	1	0	0	1	0	11
vs. Texas Tech	-	15	2-4	0-1	0-0	2-0-2	2	1	2	0	2	4

## 2008-09 Game-by-Game (sophomore)

Game	GS	Min	FGs	3FGs	FTs	O-D-R	Pf	A	To	BL	ST	Pts
ARK.-PINE BLUFF	-	11	1-5	1-5	0-0	0-1-1	0	1	0	0	0	3
MONTANA STATE	-	22	4-8	0-2	4-4	0-1-1	2	1	0	0	1	12
HARVARD	-	21	2-6	1-3	1-1	0-1-1	2	1	0	0	0	6
LAFAYETTE	-	13	0-1	0-1	0-0	0-2-2	2	3	1	0	0	0
at Stanford	-	8	0-1	0-1	0-0	0-1-1	0	1	0	0	1	0
TCU	-	21	2-5	0-1	0-0	0-1-1	0	0	2	0	0	4
COLORADO STATE	-	3	0-0	0-0	0-0	0-0-0	0	1	1	0	0	0
PRAIRIE VIEW A&M	-	14	4-5	1-2	0-1	1-2-3	0	0	1	0	0	9
La.-MONROE	-	24	3-10	1-5	0-0	0-2-2	1	2	2	0	1	7
vs. Coppin State	-	15	3-4	1-2	2-2	0-2-2	1	1	2	0	0	9
vs. Buffalo	-	7	0-0	0-0	0-0	0-0-0	1	1	2	0	0	0
vs. Vermont	-	20	0-2	0-2	0-0	0-2-2	2	1	1	0	0	0
at SMU	-	10	0-2	0-0	0-0	0-0-0	2	1	0	0	0	0
WESTERN STATE	-	9	0-4	0-1	0-0	0-2-2	1	0	0	0	0	0
at Missouri	-	14	0-2	0-0	1-2	0-1-1	0	0	1	0	1	1
KANSAS			did not play									
at Texas Tech	-	18	0-4	0-2	2-2	1-1-2	3	1	2	0	2	2
KANSAS STATE	-	7	0-2	0-1	0-0	0-0-0	0	1	1	0	0	0
IOWA STATE	-	10	3-3	0-0	0-0	0-1-1	0	0	0	0	1	6
at Kansas	-	15	1-3	0-1	0-0	1-2-3	3	0	0	0	0	2
NEBRASKA	-	18	2-4	0-2	0-0	0-6-6	4	3	0	0	1	4
at Oklahoma	-	8	0-2	0-1	0-0	0-0-0	2	2	0	0	0	0
at Iowa State	-	15	1-1	0-0	1-2	0-0-0	0	0	1	0	0	3
TEXAS	-	15	2-4	0-2	1-1	0-0-0	3	1	2	0	0	5
at Nebraska	-	15	0-0	0-0	0-0	0-2-2	0	0	0	0	0	0
MISSOURI	-	20	1-2	0-0	0-0	0-0-0	1	1	1	0	0	2
OKLAHOMA STATE	-	32	8-13	3-5	0-0	0-2-2	0	4	1	0	2	19
at Baylor	-	33	3-7	1-2	0-0	1-2-3	2	2	3	0	0	7
TEXAS A&M	-	24	1-5	1-4	0-0	0-5-5	1	1	1	0	1	3
at Kansas State	-	15	0-2	0-1	0-0	0-1-1	0	0	1	0	0	0
vs. Texas	-	19	3-5	1-2	4-4	3-3-6	1	1	0	0	0	11

## 2007-08 Game-by-Game (freshman)

Game	GS	Min	FGs	3FGs	FTs	O-D-R	Pf	A	To	BL	ST	Pts
NEW MEXICO	-	19	3-5	1-3	2-4	0-0-0	0	0	0	0	0	9
vs. Florida A&M	-	21	3-5	1-2	3-4	0-3-3	1	2	0	0	1	10
vs. Savannah State	-	26	3-5	3-4	3-3	0-2-2	2	1	1	1	0	12
at Wisconsin	-	20	1-3	0-1	0-0	0-1-1	1	2	1	0	0	2
COLO. CHRISTIAN	*	33	4-7	1-4	0-0	0-3-3	0	4	2	0	0	9
at Denver	-	16	1-4	0-2	0-0	0-1-1	0	0	1	0	1	2
at Air Force	-	20	2-2	2-2	0-0	0-0-0	3	0	1	0	1	6
STANFORD	-	22	1-2	1-2	0-1	0-2-2	3	0	0	0	0	3
at Wyoming	-	29	4-10	3-8	0-0	1-2-3	1	3	1	0	0	11
NEW ORLEANS	-	7	0-0	0-0	0-0	0-1-1	0	1	2	0	0	0
at Colorado State	-	5	0-0	0-0	0-0	0-0-0	0	0	2	0	0	0
GRAMBLING STATE	-	14	2-3	0-1	0-0	0-1-1	1	1	2	0	0	4
SMU	-	23	4-6	2-4	0-0	0-4-4	0	2	1	0	0	10
TULSA	-	23	2-5	2-4	4-4	0-1-1	2	2	1	0	0	10
at Texas A&M	-	12	0-1	0-0	0-0	0-0-0	1	0	0	0	0	0
NEBRASKA	-	15	2-5	2-5	2-2	0-2-2	0	2	1	0	0	8
at Texas	-	14	1-3	0-1	2-2	1-0-1	0	1	0	0	0	4
KANSAS STATE	-	21	0-4	0-3	0-0	0-2-2	2	2	0	0	0	0
MISSOURI	-	3	0-1	0-1	0-0	0-0-0	0	0	2	0	0	0
at Iowa State	-	18	0-5	0-3	0-0	0-2-2	0	1	0	0	0	0
KANSAS	-	14	0-6	0-5	0-0	0-0-0	0	1	0	0	0	0
at Oklahoma State	-	2	0-0	0-0	0-0	0-0-0	0	0	0	0	0	0
OKLAHOMA	-	12	3-4	2-3	0-0	0-0-0	0	0	1	0	0	8
at Kansas	-	17	3-4	2-2	0-0	0-1-1	0	1	0	0	0	8
TEXAS TECH	-	16	1-3	0-2	0-0	0-0-0	0	1	0	0	0	2
at Missouri	-	16	3-5	2-3	0-0	1-2-3	2	3	1	0	0	8
BAYLOR	-	36	4-7	1-4	2-2	0-2-2	3	1	1	0	1	11
IOWA STATE	-	26	0-1	0-1	1-2	0-3-3	1	1	1	0	0	1
at Kansas State	-	27	2-5	2-5	1-2	0-2-2	2	1	0	0	0	7
at Nebraska	-	36	0-3	0-3	2-2	0-0-0	3	3	1	0	0	2
vs. Baylor	-	12	0-1	0-0	0-0	0-3-3	1	1	1	0	0	0
vs. Oklahoma	-	9	0-3	0-3	0-0	0-0-0	2	1	0	0	1	0



# AUSTIN DUFAULT

## #33

Junior • Forward • 6-9 • 225 • Killdeer, N.D.

PTS	REB	AST	ST	MIN	FG%	FT%	3-PT%
8.2	4.7	0.4	1.3	22.9	.500	.724	.167

- three games with 10 or more points
- six games with at least four or more rebounds
- has started all nine games
- has reached the 500-point plateau for career
- Nine points and three rebounds vs. Idaho State
- 10 points, 8 rebounds vs. Alcorn State
- started 66 of 71 games over three year career

### 2009-10 (Sophomore Year)

PTS	REB	AST	ST	MIN	FG%	FT%	3-PT%
5.5	3.1	0.9	0.7	21.5	.453	.593	.381

- six games with four or more FGs made
- 50% + in 15 of 31 games
- first career double-double (14 pts., 11 reb.) Arizona (Nov. 24, 2009)
- Career: 18 games w/ 10+ points; 6 games this season 10+ points

### 2008-09 (Freshman Year)

PTS	REB	AST	ST	MIN	FG%	FT%	3-PT%
8.2	3.7	1.0	0.4	30.7	.425	.671	.235

- started all 31 games
- scored 254 points ranking then-11th of all incoming freshman
- one of three to start every game
- fifth in Big 12 Conference freshman scoring

### Personal Bests

#### Points

Season	13	at Georgia (Nov. 16, 2010)
Big 12	15	Missouri (Feb. 21, 2009)
Career	21	La.-Monroe (Dec. 23, 2008)

#### Field Goals

Season	5	twice
Big 12	5	twice
Career	9	La.-Monroe (Dec. 23, 2008)

#### Field Goals Attempts

Season	9	twice
Big 12	9	five times
Career	14	La.-Monroe (Dec. 23, 2008)

#### 3-Pointers Made

Season	1	Idaho State (Nov. 12, 2010)
Big 12	3	at Texas A&M (Jan. 23, 2010)
Career	3	at Texas A&M (Jan. 23, 2010)

#### 3-Point Attempts

Season	2	twice
Big 12	5	Kansas (Feb. 3, 2010)
Career	5	Kansas (Feb. 3, 2010)

#### Free Throws

Season	6	Alcorn State (Nov. 23, 2010)
Big 12	5	at Oklahoma (Feb. 7, 2009)
Career	6	twice

#### Free Throw Attempts

Season	8	Alcorn State (Nov. 23, 2010)
Big 12	6	twice
Career	8	Alcorn State (Nov. 23, 2010)

#### Rebounds

Season	8	Alcorn State (Nov. 23, 2010)
Big 12	7	twice
Career	11	Arizona (Nov. 24, 2009)

#### Offensive Rebounds

Season	5	Alcorn State (Nov. 23, 2010)
Big 12	3	twice
Career	5	twice

#### Defensive Rebounds

Season	5	twice
Big 12	7	at Iowa State (Feb. 11, 2009)
Career	7	at Iowa State (Feb. 11, 2009)

#### Assists

Season	1	four times
Big 12	3	at Missouri (Feb. 24, 2010)
Career	5	Pra. View A&M (Dec. 19, 2008)

#### Steals

Season	2	five times
Big 12	2	twice
Career	3	twice

#### Blocks

Season	3	Colorado State (Dec. 8, 2010)
Big 12	1	four times
Career	3	twice

#### Minutes

Season	31	Colorado State (Dec. 8, 2010)
Big 12	42	Texas (Feb. 14, 2009)
Career	42	Texas (Feb. 14, 2009)

### 2009-10 Totals

Points .....	14, Arizona (11/24)
FG Made .....	5, twice
FG Attempts .....	9, three times
FT Attempts .....	7, Arizona (11/24)
3-Pt. Made .....	3, at Texas A&M (1/23)
Rebounds .....	11, Arizona (11/24)
Assists .....	3, at Missouri (2/24)
Steals .....	3, twice
Blocks .....	3, San Francisco (12/1)
Minutes .....	33, at Texas A&M (1/23)

## 2010-11 Game-by-Game (junior)

Game	GS	Min	FGs	3FGs	FTs	O-D-R	Pf	A	To	BL	ST	Pts
<b>IDAHO STATE</b>	*	16	3-5	1-2	2-4	0-3-3	0	1	0	0	2	9
at Georgia	*	30	5-9	0-0	3-4	3-2-5	4	0	0	1	2	13
at San Francisco	*	25	0-3	0-2	1-2	2-5-7	4	0	1	0	2	1
<b>ALCORN STATE</b>	*	21	2-9	0-1	6-8	5-3-8	1	1	1	1	1	10
at Harvard	*	19	2-4	0-0	3-4	2-1-3	4	0	0	0	1	7
<b>TX-PAN AMERICAN</b>	*	16	3-6	0-0	0-0	2-0-2	3	1	1	0	2	6
<b>OREGON STATE</b>	*	23	5-7	0-1	2-2	2-3-5	1	1	0	1	0	12
<b>COLORADO STATE</b>	*	31	4-7	0-0	0-0	2-2-4	3	0	0	3	0	8
<b>THE CITADEL</b>	*	25	2-2	0-0	4-5	1-5-6	1	0	0	0	2	8

## 2009-10 Game-by-Game (sophomore)

Game	GS	Min	FGs	3FGs	FTs	O-D-R	Pf	A	To	BL	ST	Pts
ARK.-PINE BLUFF	*	25	3-4	1-2	3-4	1-2-3	4	1	3	0	1	10
COPPIN STATE	*	26	1-6	0-0	4-4	2-3-5	1	2	2	1	0	6
TEXAS SOUTHERN	*	31	2-5	0-0	3-4	2-1-3	2	2	1	0	2	7
vs. Gonzaga	*	26	3-4	1-1	0-2	0-2-2	2	1	0	0	0	7
vs. Arizona	*	29	4-7	1-3	5-7	5-6-11	5	1	0	0	1	14
at Chaminade	*	27	5-6	2-2	0-0	1-3-4	2	2	0	0	3	12
SAN FRANCISCO	*	23	2-3	0-1	1-2	0-5-5	2	1	1	3	1	5
at Oregon State	*	12	3-5	0-0	1-1	2-2-4	4	0	0	0	0	7
COLO. CHRISTIAN	*	23	2-6	0-1	2-5	2-3-5	3	1	0	0	2	6
at Colorado State	*	25	2-4	0-2	0-0	1-1-2	5	1	0	1	0	4
CSU NORTHBRIDGE	*	23	4-7	2-3	2-2	0-3-3	2	1	1	1	3	12
YALE	*	29	1-5	0-2	1-2	0-1-1	4	2	1	1	0	3
at Tulsa	*	31	4-7	0-2	0-1	0-4-4	3	1	0	0	0	8
MIAMI (OH)	*	25	0-2	0-0	2-2	0-1-1	2	1	2	1	0	2
at Texas	-	9	0-2	0-0	1-2	0-0-0	5	1	2	0	0	1
BAYLOR	-	11	0-0	0-0	0-0	0-0-0	1	0	1	0	0	0
KANSAS STATE	-	22	1-3	0-0	3-5	2-1-3	5	0	0	0	1	5
at Oklahoma State	*	19	4-6	2-4	0-0	1-4-5	3	0	1	0	1	10
at Texas A&M	*	33	5-9	3-4	0-0	1-2-3	1	1	0	0	1	13
NEBRASKA	*	17	1-3	0-1	1-2	0-1-1	5	0	0	0	1	3
at Iowa State	*	31	3-6	2-3	0-0	1-6-7	4	1	0	0	2	8
KANSAS	*	27	2-9	1-5	1-4	2-4-6	4	2	1	0	1	6
MISSOURI	*	18	0-3	0-0	0-0	1-1-2	0	1	0	1	1	0
at Kansas State	*	20	1-4	0-1	1-4	1-2-3	4	1	1	0	0	3
OKLAHOMA	*	15	2-3	0-0	1-1	0-0-0	2	0	0	1	0	5
at Kansas	*	20	3-9	1-3	0-0	1-2-3	2	0	1	0	1	7
at Missouri	*	16	0-1	0-1	0-0	1-2-3	4	3	0	0	0	0
IOWA STATE	*	19	2-4	0-1	0-0	0-3-3	2	0	1	0	0	4
at Nebraska	*	7	0-0	0-0	0-0	0-0-0	3	0	0	0	0	0
TEXAS TECH	-	12	2-2	0-0	0-0	1-1-2	4	0	0	1	0	4
vs. Texas Tech	-	15	0-2	0-0	0-0	0-1-1	2	0	0	0	0	0

## 2008-09 Game-by-Game (freshman)

Game	GS	Min	FGs	3FGs	FTs	O-D-R	Pf	A	To	BL	ST	Pts
ARK.-PINE BLUFF	*	31	5-11	0-2	3-4	1-3-4	2	2	2	1	0	13
MONTANA STATE	*	37	5-10	1-3	0-0	1-2-3	4	2	2	0	2	11
HARVARD	*	25	2-5	1-3	6-6	2-4-6	1	1	2	0	0	11
LAFAYETTE	*	25	3-5	1-1	4-5	2-0-2	3	1	2	0	0	11
at Stanford	*	34	5-12	0-4	0-0	1-4-5	4	0	1	0	0	10
TCU	*	28	3-9	1-4	1-3	0-0-0	3	0	6	0	1	8
COLORADO STATE	*	32	5-10	1-2	1-3	1-4-5	4	1	1	0	1	12
PRAIRIE VIEW A&M	*	27	1-6	0-2	1-2	1-1-2	2	5	4	0	0	3
La.-MONROE	*	38	9-14	1-2	2-2	0-2-2	0	3	1	0	0	21
vs. Coppin State	*	33	2-9	0-0	2-2	3-1-4	3	0	0	0	0	6
vs. Buffalo	*	33	2-5	0-2	2-2	0-4-4	0	0	2	1	0	6
vs. Vermont	*	28	2-10	1-2	1-2	0-3-3	2	0	0	0	0	6
at SMU	*	39	5-9	1-3	2-2	1-6-7	1	1	2	0	0	13
WESTERN STATE	*	32	1-5	0-1	2-2	2-3-5	1	0	0	0	0	4
at Missouri	*	31	2-6	1-1	0-0	1-4-5	1	0	3	0	1	5
KANSAS	*	30	4-9	0-2	2-4	3-2-5	4	1	1	0	0	10
at Texas Tech	*	30	2-7	0-1	0-1	0-3-3	4	1	5	0	1	4
KANSAS STATE	*	37	4-6	0-1	1-2	1-3-4	1	1	2	0	1	9
IOWA STATE	*	31	2-5	1-2	2-4	0-5-5	1	1	0	0	2	7
at Kansas	*	28	2-5	1-3	2-2	1-3-4	1	0	1	0	1	7
NEBRASKA	*	32	3-8	0-2	0-1	0-4-4	1	1	1	1	0	6
at Oklahoma	*	28	4-8	0-2	5-6	1-2-3	1	2	1	0	0	13
at Iowa State	*	32	3-7	0-1	4-4	0-7-7	3	0	0	0	1	10
TEXAS	*	42	3-6	0-0	2-2	0-5-5	4	1	2	0	1	8
at Nebraska	*	32	2-5	1-2	4-6	1-2-3	3	0	1	0	0	9
MISSOURI	*	38	5-9	1-2	4-5	3-2-5	1	1	2	0	0	15
OKLAHOMA STATE	*	24	1-6	0-2	0-4	0-2-2	5	2	2	0	0	2
at Baylor	*	17	2-3	0-0	1-2	0-1-1	5	2	2	0	0	5
TEXAS A&M	*	23	1-4	0-0	0-2	0-1-1	2	0	1	0	0	2
at Kansas State	*	38	2-3	0-0	1-2	0-6-6	4	2	3	0	0	5
vs. Texas	*	18	1-2	0-1	0-0	0-0-0	4	0	0	0	0	2



# TREY ECKLOFF #55

Junior • Forward • 6-10 • 235  
Englewood, Colo.

## 2010-11 Totals

PTS	REB	AST	ST	MIN	FG%	FT%	3-PT%
1.6	1.0	0.3	0.3	4.3	.714	.500	.000

- Played seven games
- Three points against Alcorn State in six minutes
- Season opener vs. Idaho State with two points, three rebounds.

## 2009-10 Totals

PTS	REB	AST	ST	MIN	FG%	FT%	3-PT%
0.9	0.8	0.2	-	5.7	.250	1.000	.125

- 15 games played in 2009-10
- five games with 10+ minutes played
- started first collegiate game at K-State (12 mins., 1 reb.)
- Academic All-Big 12 First Team and Big 12 Commissioners Honor Roll

## 2008-09 Totals

PTS	REB	AST	ST	MIN	FG%	FT%	3-PT%
2.2	1.8	0.3	0.3	3.6	.350	.412	.350

- Played 26 games averaging 10.1 minutes a game
- Season-high 25 minutes vs. Kansas (Jan. 17) w/ 6 rebs.

## Personal Bests

### Points

Season	3	Alcorn State (Nov. 23, 2010)
Big 12	7	at Oklahoma (Feb. 7, 2009)
Career	7	at Oklahoma (Feb. 7, 2009)

### Field Goals

Season	1	five times
Big 12	3	at Oklahoma (Feb. 7, 2009)
Career	3	at Oklahoma (Feb. 7, 2009)

### Field Goals Attempts

Season	2	Alcorn State (Nov. 23, 2010)
Big 12	5	Kansas (Jan. 17, 2009)
Career	5	Kansas (Jan. 17, 2009)

### 3-Pointers Made

Season	-	
Big 12	1	four times
Career	1	eight times

### 3-Point Attempts

Season	1	Alcorn State (Nov. 23, 2010)
Big 12	2	five times
Career	2	six times

### Free Throws

Season	1	Alcorn State (Nov. 23, 2010)
Big 12	2	five times
Career	2	six times

### Free Throw Attempts

Season	2	Alcorn State (Nov. 23, 2010)
Big 12	2	four times
Career	2	eight times

### Rebounds

Season	3	Idaho State (Nov. 12, 2010)
Big 12	6	Kansas (Jan. 17, 2009)
Career	6	Kansas (Jan. 17, 2009)

### Offensive Rebounds

Season	2	Idaho St. (Nov. 12, 2010)
Big 12	3	Kansas (Jan. 17, 2009)
Career	6	Kansas (Jan. 17, 2009)

### Defensive Rebounds

Season	2	twice
Big 12	4	at Missouri (Jan. 14, 2009)
Career	4	at Missouri (Jan. 14, 2009)

### Assists

Season	1	twice
Big 12	2	Kansas (Jan. 17, 2009)
Career	2	twice

### Steals

Season	1	twice
Big 12	1	three times
Career	2	at Stanford (Nov. 29, 2008)

### Blocks

Season	1	Alcorn St. (Nov. 23, 2010)
Big 12	1	four times
Career	1	seven times

### Minutes

Season	7	TX-Pan American (Nov. 30)
Big 12	25	Kansas (Jan. 17, 2009)
Career	25	Kansas (Jan. 17, 2009)

## 2010-11 Game-by-Game (junior)

Game	GS	Min	FGs	3FGs	FTs	O-D-R	Pf	A	To	BL	ST	Pts
IDAHO STATE	-	2	1-1	0-0	0-0	2-1-3	0	0	0	0	0	2
at Georgia	-	4	1-1	0-0	0-0	0-0-0	2	0	0	0	0	2
at San Francisco												
ALCORN STATE	-	6	1-2	0-1	1-2	0-2-2	3	0	0	1	0	3
at Harvard	-	2	0-0	0-0	0-0	0-0-0	1	0	0	0	0	0
TX-PAN AMERICAN	-	7	1-1	0-0	0-0	0-2-2	1	1	0	0	1	2
OREGON STATE	-	5	1-1	0-0	0-0	0-0-0	2	0	0	0	0	2
COLORADO STATE												
THE CITADEL	-	4	0-1	0-1	0-0	0-0-0	0	1	0	0	1	0

## 2009-10 Game-by-Game (sophomore)

Game	GS	Min	FGs	3FGs	FTs	O-D-R	Pf	A	To	BL	ST	Pts
ARK.-PINE BLUFF	-	1	0-0	0-0	0-0	0-0-0	0	0	0	0	0	0
COPPIN STATE	-	7	1-3	0-1	0-0	2-2-4	1	0	1	0	0	2
SAN FRANCISCO	-	4	1-2	0-1	0-0	0-0-0	0	0	0	0	0	2
vs. Gonzaga												
vs. Arizona												
at Chaminade												
SAN FRANCISCO												
at Oregon State												
COLO. CHRISTIAN	-	6	0-1	0-0	0-0	1-1-2	0	0	1	0	0	0
at Colorado State												
CSU NORTHBRIDGE	-	5	1-1	0-0	0-0	1-1-2	2	1	0	0	0	2
YALE												
at Tulsa	-	1	0-2	0-1	0-0	0-0-0	0	0	0	0	0	0
MIAMI (OH)												
at Texas	-	10	1-1	0-0	0-0	0-0-0	5	0	2	1	0	2
BAYLOR	-	10	0-1	0-0	0-0	0-0-0	3	1	0	0	0	0
KANSAS STATE	-	10	0-1	0-0	0-0	0-0-0	5	1	1	1	0	0
at Oklahoma State	-	1	0-1	0-1	0-0	0-0-0	0	0	1	0	0	0
at Texas A&M												
NEBRASKA												
at Iowa State												
KANSAS	-	3	1-2	1-2	0-0	0-0-0	0	0	0	0	0	3
MISSOURI	-	10	0-2	0-1	2-2	0-3-3	1	0	0	0	0	2
at Kansas State	-	12	0-0	0-0	0-0	1-0-1	1	0	3	0	0	0
OKLAHOMA	-	3	0-1	0-0	0-0	0-0-0	0	0	0	0	0	0
at Kansas												
at Missouri	-	2	0-2	0-1	0-0	0-0-0	0	0	0	1	0	0
IOWA STATE												
at Nebraska												
TEXAS TECH												
vs. Texas Tech												

## 2008-09 Game-by-Game (freshman)

Game	GS	Min	FGs	3FGs	FTs	O-D-R	Pf	A	To	BL	ST	Pts
ARK.-PINE BLUFF	-	14	1-3	0-0	2-2	0-2-2	3	0	1	0	0	4
MONTANA STATE	-	9	1-3	1-2	1-2	0-2-2	1	0	0	0	0	4
HARVARD												
LAFAYETTE	-	15	2-2	1-1	1-2	0-3-3	3	1	3	1	1	6
at Stanford	-	23	1-3	0-1	0-1	2-2-4	3	1	2	0	2	2
TCU	-	9	1-3	0-0	0-0	2-0-2	2	0	2	1	0	2
COLORADO STATE	-	14	0-1	0-0	0-0	0-3-3	0	0	0	0	0	0
PRAIRIE VIEW A&M	-	8	1-1	1-1	0-2	0-1-1	1	1	0	0	0	3
La.-MONROE	-	7	0-0	0-0	0-0	1-0-1	0	2	0	0	0	0
vs. Coppin State	-	2	0-2	0-0	0-0	0-0-0	1	0	0	0	0	0
vs. Buffalo	-	5	1-1	0-0	0-0	0-1-1	1	0	0	0	0	2
vs. Vermont	-	12	2-2	1-1	1-1	1-3-4	3	0	0	0	0	6
at SMU												
WESTERN STATE	-	5	1-2	0-1	0-0	1-1-2	0	0	1	0	0	2
at Missouri	-	17	1-3	1-2	0-0	1-4-5	4	1	3	0	0	3
KANSAS	-	25	1-5	1-2	0-2	3-3-6	3	2	4	1	1	3
at Texas Tech	-	6	2-2	0-0	0-2	0-2-2	3	0	0	0	0	4
KANSAS STATE	-	3	0-0	0-0	0-0	0-0-0	2	0	1	0	0	3
IOWA STATE	-	9	0-3	0-2	0-0	1-2-3	1	0	2	0	1	0
at Kansas	-	16	0-1	0-1	0-0	1-3-4	2	0	0	0	0	0
NEBRASKA	-	6	1-1	0-0	0-0	0-0-0	1	0	1	0	0	2
at Oklahoma	-	15	3-4	1-2	0-0	0-0-0	3	0	1	0	1	7
at Iowa State	-	12	0-3	0-2	0-0	0-1-1	1	0	0	0	0	0
TEXAS	-	8	1-4	0-1	2-2	1-0-1	2	0	2	0	0	4
at Nebraska	-	3	0-0	0-0	0-0	0-0-0	0	0	0	0	0	0
MISSOURI	-	10	1-1	0-0	0-1	0-0-0	2	0	0	0	0	2
OKLAHOMA STATE												
at Baylor	-	6	0-1	0-1	0-0	0-0-0	0	0	1	0	0	0
TEXAS A&M												
at Kansas State												
vs. Texas	-	4	0-0	0-0	0-0	0-0-0	1	0	1	0	0	0



## Ben Mills

7-0, 215, Fr., C

Hartland, Wis. (Arrowhead HS)

## #32

### 2010-11

**PTS REB AST ST BLK MIN FG% FT%**  
**2.1 0.4 0.0 0.0 0.0 4.7 .500 .500**

- Season-high six points (3-of-4 FG) vs. The Citadel
- Scored four points (2-of-4) vs. Texas-Pan American
- Scored six points over the last two games (3-of-6 FG)
- Also played nine minutes against the Broncs
- Played eight minutes with two points vs. Alcorn State
- Scored first collegiate point at San Francisco

### Personal Bests

#### Points

Season	6	The Citadel (Dec. 17, 2010)
Big 12	-	
Career	6	The Citadel (Dec. 17, 2010)

#### Field Goals

Season	3	The Citadel (Dec. 17, 2010)
Big 12	-	
Career	3	The Citadel (Dec. 17, 2010)

#### Field Goal Attempts

Season	4	three times
Big 12	-	
Career	4	three times

#### Free Throws

Season	1	at San Francisco (Nov. 20, 2010)
Big 12	-	
Career	1	at San Francisco (Nov. 20, 2010)

#### Free Throw Attempts

Season	2	at San Francisco (Nov. 20, 2010)
Big 12	-	
Career	2	at San Francisco (Nov. 20, 2010)

#### Rebounds

Season	3	Alcorn State (Nov. 23, 2010)
Big 12	-	
Career	3	Alcorn State (Nov. 23, 2010)

#### Offensive Rebounds

Season	1	Alcorn State (Nov. 23, 2010)
Big 12	-	
Career	1	Alcorn State (Nov. 23, 2010)

#### Defensive Rebounds

Season	2	Alcorn State (Nov. 23, 2010)
Big 12	-	
Career	2	Alcorn State (Nov. 23, 2010)

#### Assists

Season	-	
Big 12	-	
Career	-	

#### Steals

Season	-	
Big 12	-	
Career	-	

#### Blocks

Season	-	
Big 12	-	
Career	-	

#### Minutes

Season	9	TX-Pan American (Nov. 30, 2010)
Big 12	-	
Career	9	TX-Pan American (Nov. 30, 2010)

### Arrowhead HS

- Averaged 17.1 points, 11.2 rebounds, 1.4 blocks per game.
- Senior year led Arrowhead to a 25-3 record and the WIAA Division 1 state championship.
- First-team all-state honors from both the Associated Press and Wisconsin Basketball Coaches Association.
- At the state championships, averaged 20 points and 10 rebounds per game earning an all-tournament first team selection.
- Wisconsin Mr. Basketball finalist • Lettered all four years.
- Team captain junior & senior years.
- Helped team achieve a 56-16 record (.778) over three years. • Set 2009 Wisconsin Basketball Yearbook Shootout rebounding record with 18 in a single game • Three-time Classic 8 All-Conference team.
- As a junior, averaged 13 pts., 11 rebs., four blocks per game.
- Open Option major in Colorado's College of Arts and Sciences.

### 2010-11 Game-by-Game

Game	GS	Min	FGs	FTs	O-D-R	Pf	A	To	BL	ST	Pts
<b>IDAHO STATE</b>	-	2	0-0	0-0	0-0-0	0	0	1	0	0	0
at Georgia			did not play								
at San Francisco	-	4	0-0	1-2	0-0-0	0	0	0	0	0	1
<b>ALCORN STATE</b>	-	8	1-4	0-0	1-2-3	0	0	0	0	0	2
at Harvard	-	1	0-0	0-0	0-0-0	0	0	0	0	0	0
<b>TX-PAN AMERICAN</b>	-	9	2-4	0-0	0-0-0	0	0	0	0	0	4
<b>OREGON STATE</b>	-	3	1-2	0-0	0-0-0	0	0	0	0	0	2
<b>COLORADO STATE</b>			did not play								
<b>THE CITADEL</b>	-	6	3-4	0-0	0-0-0	3	0	1	0	0	6

## Game #1 (Nov. 12) Idaho State at Colorado

### IDAHO STATE (0-1)

Player	FGs	3-pt	FT	O-D-	R	F	TP	A	TO	B	S	Min
Moreira	f 5-6	0-0	2-4	1-6	7	4	12	1	4	0	1	33
Busma	c 6-10	0-0	0-0	3-6	9	2	12	0	2	2	0	37
Gilcrest	g 13-21	6-8	7-7	0-2	2	4	39	3	6	0	1	38
Taylor	g 2-4	0-0	0-0	0-0	0	2	4	1	1	0	0	12
Grabau	1-4	0-2	0-0	2-5	7	2	5	1	0	1	0	30
Gawrzydek	0-1	0-0	0-0	0-1	1	1	0	0	0	0	0	3
Mason	0-0	0-0	0-0	0-0	0	0	0	0	0	0	0	7
McGowen	1-4	0-1	0-0	0-0	0	3	2	3	1	0	0	16
Lacey	3-6	0-1	3-4	1-2	3	4	9	0	2	0	0	24
Team					0							
Totals	31-56	6-12	12-15	7-22	29	22	80	13	17	2	3	200

FG% 1st Hlf 16-28 57.1% 2nd Hlf 15-28 53.6% Game 31-56 55.4%

3FG% 1st Hlf 4-5 80.0% 2nd Hlf 2-7 28.6% Game 6-12 50.0%

FT % 1st Hlf 2-3 66.7% 2nd Hlf 10-12 83.3% Game 12-15 80.0%

deadball rebounds: 0, 1

### COLORADO (1-0)

Player	FGs	3-pt	FT	O-D-	R	F	TP	A	TO	B	S	Min
Dufault	f 3-5	1-2	2-4	0-3	3	0	9	1	0	0	2	16
Tomlinson	g 2-4	2-4	0-0	0-2	2	3	6	3	2	0	0	29
Relphorde	g 4-8	1-2	3-4	0-1	1	12	3	0	0	0	2	26
Burks	g 5-13	0-1	10-10	0-0	0	3	20	2	2	0	0	31
Higgins	g 4-15	1-5	7-10	1-2	3	2	16	4	0	4	3	33
Sharpe	0-0	0-0	1-2	0-0	0	3	1	2	1	1	1	19
Coney	0-0	0-0	0-0	0-0	0	0	0	0	0	0	0	1
Roberson	3-5	0-0	0-0	4-7	11	2	6	1	0	0	1	21
Knutson	6-7	1-1	3-3	1-4	5	3	16	2	0	0	0	20
Mills	0-0	0-0	0-0	0-0	0	0	0	1	0	0	0	2
Eckloff	1-1	0-0	0-0	2-1	3	0	2	0	0	0	0	2
Team					0-1							
Totals	28-58	6-15	26-33	8-21	29	17	88	17	7	1	10	200

FG% 1st Hlf 16-33 48.5% 2nd Hlf 12-25 48.0% Game 28-58 48.3%

3FG% 1st Hlf 4-10 40.0% 2nd Hlf 2-5 40.0% Game 6-15 40.0%

FT % 1st Hlf 9-15 60.0% 2nd Hlf 17-18 94.4% Game 26-33 78.8%

deadball rebounds: 6

Idaho State 38 42 80

Colorado 45 43 88

Officials: Ted Hillary, Brad Ferris, Toby Martinez  
Technical: none. Attendance: 6874. Fouled out: none.

**BOULDER** - Tad Boyle won his debut as Colorado's new men's basketball coach, but there are a couple of obvious fixes to make as he and the Buffaloes move forward.

Start with better on-ball defense on the other team's point guard. And start with Idaho State's Broderick Gilcrest as Exhibit A. Boyle and his players expect more, but it was a 'W' - the only bottom line letter that matters.

After CU had finally dispatched Idaho State 88-80 - despite Gilcrest's career-best 39 points - Boyle admitted his emotions were "all over the board . . . It wasn't a pretty win, but it was a win. There's a lot of room for improvement, but you expect that on Nov. 12. I was nervous. You just hope your guys respond and are ready to play."

Most of the time they were, with the noticeable exception of defending the 6-foot, 185-pound Gilcrest, who hit 6-of-8 from beyond the arc and was 13-of-21 overall from the field.

"Once you let a guy like that get going, it's hard to stop him," CU senior Cory Higgins said.

But if the Buffs yielded too many points to Gilcrest to suit any of them, they also finished well for a first night by hitting 10 free throws in the final 3:14 to keep the Bengals winless in their last 13 road games.

CU got double-figure scoring from Alec Burks (20, his ninth 20-point career performance), Cory Higgins and Levi Knutson (16 each) and Marcus Relphorde (12). Austin Dufault added nine points and freshman Andre Roberson had a game-high 11 rebounds in 21 minutes.

Higgins said he and his teammates "want to do our best for (Boyle); we know he has our backs . . . but this wasn't the type of win we wanted. We gave up 80 points at home, a lot of layups, and we're going to see a lot better teams."

The Buffs led 45-38 at halftime, opening that advantage with a 10-4 run that was highlighted by Burks' high-light reel dunk - a twisting, over-the-head throw-down that almost sent CU's student section into a collective spasm.

That field goal gave the Buffs their biggest first-half lead - 43-35 - and momentarily stifled the momentum the Bengals had gotten from Gilcrest, a senior guard who finished the half with 20 points by hitting all four of three-point attempts and was 7-for-10 from the field.

Gilcrest's first-half total was only five points shy of his career-best (25, twice), and CU fans might have had a bad feeling about what he could accomplish in the second half if the Buffs' defense didn't tighten.

## Game #2 (Nov. 16) Colorado at Georgia

### COLORADO (1-1)

Player	FGs	3-pt	FT	O-D-	R	F	TP	A	TO	B	S	Min
Dufault	f 5-9	0-0	3-4	3-2	5	4	13	0	0	1	2	30
Tomlinson	g 1-1	1-1	2-2	0-0	0	4	5	1	2	0	1	33
Relphorde	g 2-10	1-5	3-4	2-5	7	1	8	1	1	0	0	30
Burks	g 5-14	0-2	11-15	1-4	5	4	21	3	3	0	1	35
Higgins	g 4-11	0-2	7-8	3-1	4	5	15	0	3	0	4	28
Sharpe	2-2	0-0	1-1	1-1	2	3	4	0	2	0	0	12
Roberson	0-1	0-1	1-2	1-6	7	4	1	3	1	1	0	16
Knutson	2-4	1-3	0-0	1-2	3	3	5	0	2	0	0	12
Eckloff	1-1	0-0	0-0	0-0	0	2	2	0	0	0	0	4
Team					1-1							
Totals	22-53	3-14	27-36	13-22	35	30	74	8	14	2	8	200

FG% 1st Hlf 9-24 37.5% 2nd Hlf 13-29 44.8% Game 22-53 41.5%

3FG% 1st Hlf 2-10 20.0% 2nd Hlf 1-4 25.0% Game 3-14 21.4%

FT % 1st Hlf 13-16 81.3% 2nd Hlf 14-20 70.0% Game 27-36 75.0%

deadball rebounds: 5

### GEORGIA (2-0)

Player	FGs	3-pt	FT	O-D-	R	F	TP	A	TO	B	S	Min
Leslie	g 7-14	1-1	4-4	4-4	8	5	19	2	1	0	2	29
Ware	g 1-3	1-3	4-4	0-4	4	3	7	4	3	0	1	31
Nolte	f 1-4	1-3	2-4	1-3	4	2	5	1	1	0	2	34
Robinson	g 6-10	2-3	7-11	3-1	4	3	21	6	4	0	0	23
Price	f 7-9	0-0	3-3	0-2	2	4	17	0	2	1	0	17
Thornton	0-1	0-1	1-2	0-3	3	1	1	1	1	1	1	11
Barnes	2-6	0-0	5-13	6-2	8	4	9	0	1	0	0	21
Williams, V.	0-3	0-1	0-0	0-0	0	0	0	2	0	1	0	6
Williams, D.	0-0	0-0	0-0	1-1	2	2	0	0	1	1	0	6
Brantley	1-3	1-3	1-2	1-3	1	2	4	0	2	0	0	18
Team					1-3							
Totals	25-53	6-15	27-43	16-24	40	26	83	14	20	3	7	200

FG% 1st Hlf 12-27 44.4% 2nd Hlf 13-26 50.0% Game 25-53 47.2%

3FG% 1st Hlf 4-10 40.0% 2nd Hlf 2-5 40.0% Game 6-15 40.0%

FT % 1st Hlf 5-13 38.5% 2nd Hlf 22-30 73.3% Game 27-43 62.8%

deadball rebounds: 6

Colorado 33 41 74

Georgia 33 50 83

Officials: Mike Stuart, Kamie Luckie, Mike Thibodeaux  
Technical: Colorado-Team. Attendance: 6406. Fouled out: Leslie, Higgins.

**ATHENS, Ga.** - Colorado came back from a large first-half deficit, however Georgia's Gerald Robinson Jr. scored 21 points as the Bulldogs overcame poor free-throw shooting to edge Colorado 83-74 on Tuesday night.

Georgia won despite making only 28 of 43 free throws and blowing a first-half lead of 17 points.

Georgia led only 72-70 when Robinson scored on a layup to push the lead to four points with 1:32 remaining. After a turnover by Colorado, Dustin Ware made two free throws for a 76-70 lead.

"I thought our toughness and our grit and our competitiveness was good," said first-year CU head coach Tad Boyle. "We came out and we settled for the jump shot way too early in our possessions in the first half. And when those aren't going in you dig yourself a hole. But we climbed back out of it."

Alec Burks had a game-high 23 points for CU (1-1), which suffered its first loss under Boyle. Cory Higgins added 15 points and four steals.

Burks' 21 marked his tenth career game of 20-plus points and second in two games this season (20 against Idaho State on Nov. 12).

Georgia continues to play without Trey Thompkins, the team's leading scorer and rebounder last season who is recovering from a high ankle sprain.

Georgia led 56-49 when Price went to the bench with four fouls. Georgia coach Mark Fox was forced to bring Price back 3 minutes later after Colorado took a 60-59 lead.

Fouls hurt Georgia again when the Bulldogs, leading 68-64, had Leslie foul out. Price responded with a quick basket to help Georgia retain its momentum.

Connor Nolte, Robinson and Leslie had 3-pointers in an early 13-0 run to give Georgia a 16-4 lead.

The Bulldogs stretched the lead to 17 points but collapsed after leading 31-14. Georgia's barrage of fouls, missed free throws and turnovers helped the Buffaloes close the half with a 19-2 run for a 33-33 halftime tie.

Leslie missed an attempt at an open one-handed break-away jam during the Colorado run, the ball bouncing off the back of the rim out of bounds.

Nate Tomlinson and Levi Knutson completed the Colorado comeback with 3-pointers in the final minute of the half. Colorado scored 15 points off Georgia's 13 turnovers in the half.

CU falls to 1-6 all-time against the Bulldogs, dropping six straight.

## Game #3 (Nov. 20) Colorado at San Francisco

### COLORADO (1-2)

Player	FGs	3-pt	FT	O-D-	R	F	TP	A	TO	B	S	Min
Sharpe	g 0-0	0-0	0-2	1-0	1	2	0	1	0	0	2	0
Relphorde	g 1-6	0-1	0-0	0-3	3	3	2	3	0	0	0	21
Burks	g 11-20	2-6	5-10	2-3	5	1	29	2	1	0	2	36
Higgins	g 8-24	2-5	10-11	4-4	8	0	28	1	3	2	0	37
Dufault	f 0-3	0-2	1-2	2-5	7	4	1	0	1	0	1	25
Tomlinson	2-2	1-1	0-0	0-3	3	3	5	1	1	0	2	25
Coney	0-0	0-0	0-0	0-0	0	0	0	0	0	0	0	3
Roberson	2-2	0-0	0-0	2-3	5	2	4	1	2	2	3	23
Knutson	5-11	1-5	0-1	0-3	3	4	11	0	1	0	1	20
Mills	0-0	0-0	1-2	0-0	0	0	1	0	0	0	0	4
Team					0-1							
Totals	29-68	6-20	17-28	11-25	36	19	81	9	9	6	10	225

FG% 1st Hlf 11-31 35.5% 2nd Hlf 15-31 48.4% OT 3-6 29-68 42.6%

3FG% 1st Hlf 3-9 33.3% 2nd Hlf 2-7 28.6% OT 1-4 6-20 30.0%

FT % 1st Hlf 6-14 42.9% 2nd Hlf 7-9 77.8% OT 4-5 17-28 60.7%

deadball rebounds: 6

### SAN FRANCISCO (2-1)

Player	FGs	3-pt	FT	O-D-	R	F	TP	A	TO	B	S	Min
Williams	g 2-10	1-3	6-6	1-2	3	2	11	3	1	0	0	29
Diarra	c 2-7	0-0	3-4	5-3	8	1	7	2	2	2	0	28
Blackwell	f 4-9	0-0	2-5	2-4	6	2	10	0	2	2	0	35
Caloiaro	f 7-8	6-7	6-8	0-8	8	5	26	2	4	0	1	32
Doolin	g 1-4	0-2	0-0	1-3	4	4	2	3	1	0	0	27
Standifer	2-7	2-4	0-2	1-1	2	3	6	2	2	0	0	26
Raffington	0-0	0-0	0-0	0-0	1	0	0	1	0	0	0	4
Green	6-12	2-2	2-2	2-4	6	4						

**Game #4 (Nov. 23)  
Alcorn State at Colorado**

**ALCORN STATE (0-4)**

Player	FGs	3-pt	FT	O-D-	R	F	TP	A	TO	B	S	Min
Davenport	f	3-7	0-0	2-4	1-3	4	2	8	0	2	0	20
Francis	f	0-3	0-0	1-2	1-2	3	1	1	0	3	1	14
Starks	f	2-3	0-0	1-2	1-5	6	2	5	0	0	2	24
McDonald	g	0-5	0-1	1-2	0-1	1	0	1	2	1	0	18
Baker	g	5-18	3-11	0-0	1-1	2	1	13	1	3	0	24
Searcy	g	0-5	0-0	3-4	0-0	0	2	3	3	1	0	22
Savannah	g	2-5	0-0	0-0	0-0	0	0	4	0	1	0	14
Ingram	g	0-4	0-2	0-0	0-3	3	3	0	0	1	0	23
Sanders	g	3-4	0-0	1-2	2-1	3	1	7	1	0	0	10
Brownlee	g	1-2	0-0	0-0	0-2	2	1	2	0	1	0	8
Eackles	g	0-1	0-0	2-4	0-0	1	2	0	1	0	0	9
Martin	g	1-3	0-0	1-1	4-0	4	3	3	1	0	1	15
Ragland	g	1-4	0-2	0-0	0-2	2	1	2	0	1	1	9
Team												
Totals		18-64	3-16	12-21	13-23	36	18	51	8	15	5	200
FG%	1st Hlf	9-28	32.1%	2nd Hlf	9-36	25.0%	Game	18-64	28.1%			
3FG%	1st Hlf	3-11	27.3%	2nd Hlf	0-5	00.0%	Game	3-16	18.8%			
FT%	1st Hlf	6-12	50.0%	2nd Hlf	6-9	66.7%	Game	12-21	57.1%			
deadball rebounds:		5										

**COLORADO (2-2)**

Player	FGs	3-pt	FT	O-D-	R	F	TP	A	TO	B	S	Min
Dufault	f	2-9	0-1	6-8	5-3	8	1	10	1	1	1	21
Tomlinson	g	3-4	2-3	0-0	0-1	1	2	8	4	1	0	27
Sharpe	g	1-1	0-0	2-2	0-2	2	2	4	3	0	0	17
Relphorde	g	4-7	2-3	5-5	1-5	6	0	15	1	3	0	23
Knutson	g	3-11	1-5	0-0	0-4	4	2	7	3	0	0	26
Burks	g	8-13	2-3	4-5	2-4	6	0	22	2	0	1	19
Higgins	g	7-11	0-0	2-2	0-6	6	2	16	1	1	0	23
Coney	g	0-0	0-0	0-1	0-0	0	2	0	0	1	0	9
Roberson	g	2-5	0-1	0-0	3-6	9	4	4	2	2	2	21
Mills	g	1-4	0-0	0-0	1-2	3	0	2	0	0	0	8
Eckloff	g	1-2	0-1	1-2	0-2	2	3	0	0	1	0	6
Team												
Totals		32-67	7-17	20-25	13-37	50	18	91	19	9	5	111
FG%	1st Hlf	16-32	50.0%	2nd Hlf	16-35	45.7%	Game	32-67	47.8%			
3FG%	1st Hlf	3-7	42.9%	2nd Hlf	4-10	40.0%	Game	7-17	41.2%			
FT%	1st Hlf	14-16	87.5%	2nd Hlf	6-9	66.7%	Game	20-25	80.0%			
deadball rebounds:		4										

Alcorn State 27 24 51  
Colorado 49 42 91  
Officials: David Hall, Hal Lusk, Terry Moore  
Technical: none. Attendance: 2778. Fouled out: none.

**BOULDER** - Alec Burks was fresh off a career-high, 29-point performance, Cory Higgins was set to make his 98th consecutive start at Colorado.

Tad Boyle is as much a numbers guy as any basketball coach, but he's more focused on the big picture. And from his first CU team, this is what he was seeing: Uninspired defense, critical breakdowns and weak board work that were costing the Buffaloes.

The message to his players in the wake of their painful overtime loss at San Francisco was simple and direct: The five who play the best defense reap the rewards. Burks and Higgins, the team's two top scorers, weren't among that fivesome - and they didn't start Tuesday night in CU's 91-51 blowout of Alcorn State at the Coors Events Center.

"Coach said the best defensive players were going to play . . . he stuck to his word and I respect that," Burks said.

Boyle called the starting lineup "irrelevant." Of more relevance, though, is "where this program's identity needs to come from - defend and rebound. . . I said it when I took the job and you'll get sick of hearing me say it."

Making Burks and Higgins short-term spectators, said Boyle, wasn't as much a punishment for them as a reward for the players whose defensive play against USF graded out higher. So Boyle started Shannon Sharpe, Nate Tomlinson, Levi Knutson, Austin Dufault and Marcus Relphorde - with Burks and Higgins watching.

"I don't look at it like they didn't start, I look at it like the other guys did," said Boyle, who admitted he was "an emotional coach" after the loss at USF and that he had to "stick to his guns" in starting the five best defenders.

Higgins, who had started every game of his CU career, said his streak was an accomplishment he was "proud of - but it's always team first. I'm not going to sit here and say it didn't bother me, but it's over now."

Boyle was aware of the streak and said he had spoken to Higgins about it: "Cory is a team guy, a guy concerned about the program. I was aware of it, it wasn't something I took lightly. I was proud of the way he handled it. I want this season to be special for our seniors."

Their brief absences at the beginning of each half didn't matter that much. The Buffs breezed past the Braves, leading by as many as 43 points in the final 1:02 and evening their record at 2-2 while dealing the visitors their fourth consecutive loss.

**Game #5 (Nov. 28)  
Colorado at Harvard**

**COLORADO (2-3)**

Player	FGs	3-pt	FT	O-D-	R	F	TP	A	TO	B	S	Min
Relphorde	f	4-9	1-2	3-6	2-2	4	3	12	0	2	0	25
Dufault	f	2-4	0-0	3-4	2-1	3	4	7	0	0	0	19
Tomlinson	g	0-1	0-0	0-0	0-4	4	2	0	2	0	0	31
Burks	g	5-12	0-1	10-10	1-4	5	4	20	1	3	0	30
Higgins	g	6-14	1-3	8-8	2-1	3	3	21	1	5	0	136
Sharpe	g	1-3	0-0	0-0	2-0	2	1	2	0	2	0	14
Roberson	g	1-2	0-1	1-2	2-2	4	2	3	0	1	0	219
Knutson	g	0-4	0-3	1-2	1-1	2	1	1	1	2	0	23
Mills	g	0-0	0-0	0-0	0-0	0	0	0	0	0	0	1
Eckloff	g	0-0	0-0	0-0	0-0	0	1	0	0	0	0	2
Team												
Totals		19-49	2-9	26-32	13-15	28	21	66	5	15	0	7
FG%	1st Hlf	10-29	34.5%	2nd Hlf	9-20	45.0%	Game	19-49	38.8%			
3FG%	1st Hlf	0-5	00.0%	2nd Hlf	2-4	50.0%	Game	2-9	22.2%			
FT%	1st Hlf	8-10	80.0%	2nd Hlf	18-22	81.8%	Game	26-32	81.3%			
deadball rebounds:		3										

**HARVARD (4-1)**

Player	FGs	3-pt	FT	O-D-	R	F	TP	A	TO	B	S	Min
Georgatos	f	0-1	0-0	0-0	0-0	0	0	0	0	0	0	6
Wright	f	8-11	0-0	3-4	4-5	9	4	19	6	2	3	32
Curry	g	2-7	1-4	4-6	0-3	3	2	9	8	4	0	38
McNally	g	4-5	3-3	6-6	0-4	4	4	17	5	1	0	28
Webster	g	6-13	3-9	5-5	2-2	4	1	20	1	4	1	38
Rivard	g	2-6	2-5	1-1	1-2	3	2	7	1	2	0	26
Van Nest	g	3-4	1-1	2-2	1-1	3	4	9	1	2	0	17
Casey	g	0-1	0-1	1-2	1-2	3	5	1	0	1	2	13
Rouse	g	0-1	0-0	0-0	0-0	0	0	0	0	0	0	1
Okam	g	0-0	0-0	0-0	0-0	0	1	0	0	0	0	1
Team												
Totals		25-49	10-23	22-26	11-20	31	23	82	22	16	6	200
FG%	1st Hlf	10-24	41.7%	2nd Hlf	15-25	60.0%	Game	25-49	51.0%			
3FG%	1st Hlf	4-12	33.3%	2nd Hlf	6-11	54.5%	Game	10-23	43.5%			
FT%	1st Hlf	13-15	86.7%	2nd Hlf	9-11	81.8%	Game	22-26	84.6%			
deadball rebounds:		2										

Colorado 28 38 66  
Harvard 37 45 82  
Officials: John Hughes, John Gaffney, Robert Riley  
Technical: none. Attendance: 954. Fouled out: Casey.

**CAMBRIDGE, Mass.** - Christian Webster scored 20 points and Keith Wright added 19 and nine rebounds to lead Harvard over Colorado 82-66 on Sunday.

The Crimson (4-1) used sharp shooting from the field (25-for-49, 51 percent) and free-throw line (22-for-26, 84.6 percent) to roll past Colorado.

Cory Higgins scored 21 points and Alec Burks added 20 for the Buffaloes (2-3) in the loss. Burks has now scored 20-plus points in all five games this season. With the loss, the Buffs fall to 0-3 on the road this season.

"I see us as two totally different teams, home and road," said CU coach Tad Boyle following the loss. "I think to be a good road team you have to have pride and you have to have toughness. It's easy to play at home when your fans are cheering for you and things are going well. It doesn't matter where you go on the road, it's not going to be an easy environment to play in, and we're not mentally tough enough yet to do that."

Harvard led 37-28 at halftime, but really turned it on in the second half. The Crimson shot 15-for-25 from the floor (60 percent), including 6-of-11 from 3-point range (54.5 percent) after halftime.

Colorado struggled from the floor, shooting 19-for-49 (38.8 percent) as a team.

Oliver McNally scored 14 of his 17 points in the second half for Harvard as the Crimson extended their lead to 81-60 with 1:39 left to play. McNally shot 4 of 5 from the field and 6 for 6 from the free-throw line for the game.

The loss marks CU's first to Harvard in three meetings (2-1) and the Crimson's first win over a Big 12 opponent.

**Game #6 (Nov. 30)  
Texas-Pan American at Colorado**

**TEXAS-PAN AMERICAN (2-6)**

Player	FGs	3-pt	FT	O-D-	R	F	TP	A	TO	B	S	Min
Mierzycki	f	0-3	0-0	3-4	1-5	6	3	3	3	4	0	1
Provost	f	5-8	5-7	0-0	1-3	4	3	15	1	3	0	27
Urbanus	g	4-9	4-8	2-2	0-1	1	1	14	1	3	0	27
Maree	g	3-6	0-0	0-0	0-2	2	1	6	0	2	0	26
Petty	g	8-13	2-6	5-5	4-1	5	3	23	3	2	4	30
Hearn	g	0-3	0-2	0-0	0-0	0	2	0	1	3	0	11
Guttridge	g	0-1	0-1	1-2	0-0	0	1	1	0	0	0	1
Arkwright	g	1-4	0-2	0-0	0-0	0	1	2	0	0	0	16
Cabrera	g	0-1	0-0	0-0	1-1	2	2	0	2	0	0	9
Cleveland	g	0-2	0-0	0-0	2-0	2	0	0	1	1	1	16
Walker	g	0-0	0-0	0-0	0-0	0	0	0	0	0	0	3
Team												
Totals		21-50	11-26	11-13	11-13	24	16	64	12	21	3	10
FG%	1st Hlf	7-25	28.0%	2nd Hlf	14-25	56.0%	Game	21-50	42.0%			
3FG%	1st Hlf	4-14	28.6%	2nd Hlf	7-12	58.3%	Game	11-26	42.3%			
FT%	1st Hlf	1-2	50.0%	2nd Hlf	10-11	90.9%	Game	11-13	84.6%			
deadball rebounds:		1										

**COLORADO (3-3)**

Player	FGs	3-pt	FT	O-D-	R	F	TP	A	TO	B	S	Min
Dufault	f	3-6	0-0	0-0	2-0	2	3	6	1	1	0	2
Tom												

## Game #7 (Dec. 4) Oregon State at Colorado

### OREGON STATE (3-4)

Player	FGs	3-pt	FT	O-D-	R	F	TP	A	TO	B	S	Min
Johnson	f	2-6	0-1	0-0	2-6	8	1	4	0	2	0	28
Collier	f	0-1	0-0	0-0	0-0	1	0	0	0	0	0	17
Burton	c	5-8	0-0	0-2	1-1	2	2	10	4	1	1	19
Cunningham	g	5-11	2-6	4-5	0-1	1	4	16	0	7	3	27
Starks	g	0-4	0-2	0-0	0-1	1	1	0	0	0	0	17
McShane	0-0	0-0	0-0	0-0	0	1	0	1	0	0	0	12
Brown	2-6	0-0	1-2	3-1	4	0	5	0	0	0	0	5
Brandt	1-3	1-1	3-4	0-0	0	2	6	0	0	0	1	10
Murphy	0-1	0-1	0-0	0-0	0	1	0	0	0	0	1	8
Moreland	0-0	0-0	0-0	1-0	1	0	0	0	0	1	0	0+
Haynes	1-5	0-2	0-0	2-1	3	0	2	3	3	0	0	25
Deane	0-2	0-0	0-2	2-2	4	1	0	0	4	0	0	8
Wallace	5-7	0-1	4-6	0-1	1	1	14	1	0	0	1	22
Jones	0-0	0-0	0-0	0-0	0	0	0	0	0	0	0	2
Team				3-2	5							
Totals		21-54	3-14	12-21	14-16	30	15	57	9	17	2	9 200

FG%	1st Hlf	7-23	30.4%	2nd Hlf	14-31	45.2%	Game	21-54	38.9%
3FG%	1st Hlf	1-6	16.7%	2nd Hlf	2-8	25.0%	Game	3-14	21.4%
FT%	1st Hlf	3-6	50.0%	2nd Hlf	9-15	60.0%	Game	12-21	57.1%
deadball rebounds:		4							

### COLORADO (4-3)

Player	FGs	3-pt	FT	O-D-	R	F	TP	A	TO	B	S	Min
Dufault	f	5-7	0-1	2-2	2-3	5	1	12	1	0	1	23
Relphorde	g	6-12	0-2	0-0	1-5	6	1	12	8	4	0	31
Burks	g	7-12	1-4	0-0	2-2	3	15	2	3	0	0	27
Higgins	g	2-6	1-4	4-4	0-4	2	9	6	2	1	0	29
Knutson	g	8-10	6-8	0-0	2-2	4	0	22	0	0	0	31
Tomlinson	0-2	0-2	0-0	0-1	1	2	0	2	2	0	0	16
Sharpe	0-1	0-1	0-2	0-1	1	1	0	1	1	0	1	15
Coney	0-0	0-0	0-0	0-0	0	0	0	0	0	0	0	3
Roberson	4-5	0-1	1-1	2-4	6	5	9	0	0	2	2	17
Mills	1-2	0-0	0-1	0-0	0	2	0	0	0	0	0	3
Eckloff	1-1	0-0	0-0	0-0	0	2	2	0	0	0	0	5
Team				2-2	4							
Totals		34-58	8-23	7-9	9-24	33	17	83	20	13	4	6 200

FG%	1st Hlf	14-30	46.7%	2nd Hlf	20-30	71.4%	Game	34-58	58.6%
3FG%	1st Hlf	4-14	25.0%	2nd Hlf	4-7	57.1%	Game	8-23	34.8%
FT%	1st Hlf	5-5	100%	2nd Hlf	2-4	50.0%	Game	7-9	77.8%
deadball rebounds:		1							

Oregon State	18	39	57
Colorado	37	46	83

Officials: James Breeding, Rick Crawford, Lee Cassell  
Technical: none. Attendance: 6363. Fouled out: Roberson.

**BOULDER** - When they play next season, it will be a conference game. Saturday night, it was a glimpse into the future for the Colorado Buffaloes - and for CU Coach Tad Boyle it was a welcome sight.

In their final game of the Big 12/Pac-10 Hardwood Series, CU ripped Oregon State 83-57 at the Coors Events Center, providing a good vibe for Boyle's bunch as it contemplates membership next winter in the Pac-12 Conference.

Staying unbeaten (4-0, 4-3 overall) at the Events Center, the Buffs strung together their most complete 40 minutes of the season against a name opponent. The Beavers (3-4) had won two of their past three games, and Boyle was anxious to see how his team responded against another BCS school.

"I wish I would have known we were going to play this well before the game, I could have saved myself a lot of angst," he said. "I think our guys are starting to buy in. I'm seeing it. In timeouts I'm seeing it... they're recognizing (mistakes). We're not there yet, it's one game; but I sense guys are buying into it if we stop people we have a better chance."

Boyle had plenty of reasons to be pleased. CU had four players in double figures, topped by Knutson's career-high 22 points and followed by Alec Burks (15), Austin Dufault (12) and Marcus Relphorde (12).

"When we're balanced, when we're playing together," said Boyle, "we're pretty hard to guard."

For a second consecutive game, Knutson came out in "can't miss" mode. Against Texas-Pan American on Tuesday night, he came off the bench to score 18 points on 7-of-10 shooting from the field.

On Saturday night, playing as a starter, he hit eight of his 10 field goal attempts, including six-of-eight from beyond the three-point arc. Knutson attributed his recent accuracy to "a lot of things - but experience definitely helps. But I had a great off-season, working in the weight room and with coaches."

He called Saturday night's game "a good test for us, playing against a team from a big conference. We were looking to see where we were. We'd lost some games we thought we should have won... we just came out ready to go."

The Buffs received another strong performance off the bench from freshman Andre Roberson, who scored nine points and snared six rebounds - sharing the team high with Relphorde, who also had a game-high eight assists.

## Game #8 (Dec. 8) Colorado State at Colorado

### COLORADO STATE (4-2)

Player	FGs	3-pt	FT	O-D-	R	F	TP	A	TO	B	S	Min
Franklin	f	7-11	0-0	5-5	1-2	3	4	19	3	0	0	28
McFarland	f	2-7	1-5	0-0	0-0	0	0	5	0	1	0	18
Ogide	f	7-12	0-0	3-5	5-2	7	2	17	0	0	0	25
Ekmeier	g	5-7	2-2	1-2	0-0	0	3	13	1	2	0	31
Green	g	2-5	0-3	2-2	0-1	1	4	6	2	2	0	25
Hornung	1-2	0-0	0-0	2-3	5	3	2	1	0	0	2	26
Carr	4-6	1-3	1-3	1-4	5	2	10	5	2	0	0	26
Nigon	1-3	1-2	0-0	0-2	2	2	3	1	1	0	0	15
Bell	2-4	0-0	2-2	1-2	3	2	6	0	0	0	0	10
Smith, D.	1-1	0-0	0-0	0-3	3	2	2	0	1	0	0	12
Smith, G.	0-0	0-0	0-0	0-2	2	2	0	1	3	0	0	8
Team				0-0								
Totals		32-58	5-15	14-19	10-21	31	26	83	14	15	3	1 225

FG%	1st Hlf	14-22	63.6%	2nd Hlf	16-29	55.2%	OT	2-7	32-58	55.2%
3FG%	1st Hlf	3-8	37.5%	2nd Hlf	2-5	40.0%	OT	0-2	5-15	33.3%
FT%	1st Hlf	2-4	50.0%	2nd Hlf	9-11	81.8%	OT	3-4	14-19	73.7%
deadball rebounds:		1								

### COLORADO (5-3)

Player	FGs	3-pt	FT	O-D-	R	F	TP	A	TO	B	S	Min	
Dufault	f	4-7	0-0	0-0	2-2	4	3	8	0	0	3	0	31
Tomlinson	g	3-5	1-3	1-2	1-2	3	3	8	3	1	0	1	36
Relphorde	g	5-9	1-1	7-8	1-3	4	4	18	3	1	9	33	
Burks	g	8-16	0-0	9-10	2-3	5	4	25	1	2	0	2	36
Higgins	g	2-10	0-2	11-14	0-4	3	15	3	1	0	1	38	
Sharpe	0-0	0-0	0-0	0-1	1	1	0	1	0	0	0	11	
Roberson	1-3	0-0	0-0	3-2	5	2	0	2	2	1	0	12	
Knutson	3-4	1-1	7-7	0-3	3	1	14	1	0	0	0	28	
Team				0-0	0								
Totals		26-54	3-7	35-41	9-20	29	21	90	12	7	4	4 225	

FG%	1st Hlf	10-29	34.5%	2nd Hlf	13-20	65.0%	OT	3-5	26-54	48.1%
3FG%	1st Hlf	1-4	25.0%	2nd Hlf	2-3	66.7%	OT	0-0	3-7	42.9%
FT%	1st Hlf	9-10	90.0%	2nd Hlf	18-23	78.3%	OT	8-8	35-41	85.4%
deadball rebounds:		4								

Colorado State	33	43	7	83
Colorado	30	46	14	90

Officials: Paul Janssen, Don Daily, Kipp Kissinger  
Technical: none. Attendance: 7219. Fouled out: none.

**BOULDER** - In non-hoops lingo, what happened Wednesday night at the Coors Events Center closely resembled the making of sausage - an often unsightly, grind-it-out process that could have wound up being unpalatable for the Colorado Buffaloes.

They worked overtime to get the final product right, but it was worth it. The Buffs and their first-year coach, Tad Boyle, left their home court with a 90-83 OT win over their in-state rivals, the Colorado State Rams.

It was a savory end to a long night.

"I don't know where to start," Boyle said afterwards, "but we beat a really good team tonight. I've got all the respect in the world for Coach (Tim) Miles, the job he's done and the team we just beat out there."

Boyle called the contest "a grind-it-out type game. We talked about it at halftime. (CSU) was trying to grind it out on us... We've got opportunities to play a lot of different styles. Obviously, we want to get up and down, and we'll play an 80-point game. There may be times when we have to play games in the 50s or 60s."

But the bottom line for the Buffs, said Boyle, is this: "The resiliency, the pride and the toughness are starting to develop."

CU found all three in the final minute of overtime, getting four consecutive free throws by Levi Knutson and a pair by Marcus Relphorde, who added a "take that" dunk at the buzzer.

Just as important, the Buffs also got a crucial block by Austin Dufault on a layup attempt by the Rams' 6-foot-9, 245-pound Andy Ogide that led to Knutson's last two free throws. Boyle called the block "key... it was huge."

Both coaches believed their teams should have won the game - which featured 14 lead changes and 10 ties - in regulation play. But Boyle's case might have been a little stronger than Miles'. In the final 2:00 of regulation, CU's Alec Burks and Cory Higgins missed four of eight free throw attempts, with the normally dependable Higgins going three-for-six.

"I wouldn't change it," Boyle said. "I'd take Cory at the line every day. I've got confidence in all the guys from the free throw line. We're a good free throw shooting team."

When they got a reprieve in the extra period, they proved it, avenging a 77-62 loss to CSU last season in Fort Collins and defeating the Rams for the 15th time in 16 games at the Events Center.

The Buffs (5-3) again were the beneficiary of balanced scoring: four players reached double figures, topped by Burks' 25. Behind him were Relphorde with 18, Higgins with 15 and Knutson with 14.

## Game #9 (Dec. 17) The Citadel at Colorado

### THE CITADEL (3-6)

Player	FGs	3-pt	FT	O-D-	R	F	TP	A	TO	B	S	Min
Streeter	f	2-6	0-0	1-1	2-4	6	1	5	0	1	1	1
Dahn	f	4-12	2-8	0-0	2-1	3	2	10	2	2	0	27
Groselle	c	9-12	0-0	4-5	1-2	3	2	22	1	4	0	28
Urbanau	g	1-4	1-4	0-0	0-0	0	0	3	2	3	0	20
Wells	g	4-11	0-1	3-4	0-5	5	2	11	5	3	0	31
Morabbi	1-5	0-1	0-0	0-0	3	0	2	3	0	0	0	20
Wright	1-2	0-0	0-0	0-0	0	0	2	1	0	0	1	8
Dejworek	0-0	0-0	0-1	0-3	3	2	0	0	0	0	0	12
Smith	0-0	0-0	0-0	0-0	0	0	0	0	0	0	0	1
Eykyn	1-3	0-0	2-2	0-3	3	2	4	0	0	0	0	12
Clark	1-3	0-0	0-0	2-1	3	2	2	0	0	0	0	15
Team				0-1	0							
Totals		24-58	3-14	10-13	7-22	29	13	61	14	13	1	3 200

FG%	1st Hlf	12-32	37.5%	2nd Hlf	12-26	46.2%	Game	24-58	41.4%
3FG%	1st Hlf	2-10	20.0						

**2010-2011 Colorado Men's Basketball  
Colorado Combined Team Statistics (as of Dec 17, 2010)  
All games**

<b>RECORD:</b>	<b>OVERALL</b>	<b>HOME</b>	<b>AWAY</b>	<b>NEUTRAL</b>
ALL GAMES	6-3	6-0	0-3	0-0
CONFERENCE	0-0	0-0	0-0	0-0
NON-CONFERENCE	6-3	6-0	0-3	0-0

#	Player	gp-gs	min	Total		3-Point		F-Throw		Rebounds				pf	dq	a	to	blk	stl	pts	avg	
				fg-fga	fg%	3fg-fga	3fg%	ft-fta	ft%	off	def	tot	avg									
10	Burks, Alec	9-8	270	30.0	60-118	.508	7-21	.333	56-69	.812	11	27	38	4.2	22	0	19	19	1	10	183	20.3
11	Higgins, Cory	9-8	284	31.6	46-114	.404	12-32	.375	49-57	.860	10	24	34	3.8	18	1	28	15	4	13	153	17.0
24	Knutson, Levi	9-2	206	22.9	39-67	.582	14-31	.452	13-15	.867	9	20	29	3.2	15	0	10	8	0	2	105	11.7
05	Relphorde, Marcus	9-9	252	28.0	34-78	.436	11-23	.478	23-29	.793	8	33	41	4.6	17	0	25	15	0	10	102	11.3
33	Dufault, Austin	9-9	206	22.9	26-52	.500	1-6	.167	21-29	.724	18	24	42	4.7	21	0	4	3	6	12	74	8.2
21	Roberson, Andre	9-0	171	19.0	20-37	.541	1-6	.167	7-12	.583	21	42	63	7.0	25	1	10	13	12	15	48	5.3
01	Tomlinson, Nate	9-7	215	23.9	12-21	.571	8-16	.500	3-4	.750	1	15	16	1.8	23	0	24	11	0	11	35	3.9
02	Sharpe, Shannon	9-2	151	16.8	5-13	.385	0-3	.000	5-13	.385	6	7	13	1.4	17	0	15	9	4	4	15	1.7
32	Mills, Ben	7-0	33	4.7	7-14	.500	0-0	.000	1-2	.500	1	2	3	0.4	3	0	0	2	0	0	15	2.1
55	Eckloff, Trey	7-0	30	4.3	5-7	.714	0-2	.000	1-2	.500	2	5	7	1.0	9	0	2	0	1	2	11	1.6
14	Coney, Javon	6-0	32	5.3	2-2	1.000	0-0	.000	0-1	.000	0	4	4	0.7	4	0	0	2	1	0	4	0.7
Team											7	9	16				1					
Total.....		9	1850		256-523	.489	54-140	.386	179-233	.768	94	212	306	34.0	174	2	137	98	29	79	745	82.8
Opponents.....		9	1850		223-501	.445	59-154	.383	139-198	.702	101	192	293	32.6	182	-	121	151	29	50	644	71.6

<b>TEAM STATISTICS</b>	<b>CU</b>	<b>OPP</b>	<b>Date</b>	<b>Opponent</b>	<b>Score</b>	<b>Att.</b>
SCORING	745	644	11/12/10	IDAHO STATE	W 88-80	6874
Points per game	82.8	71.6	11/16/10	at Georgia	L 74-83	6406
Scoring margin	+11.2	-	11/20/10	at San Francisco	Lot 81-83	2747
FIELD GOALS-ATT	256-523	223-501	11/23/10	ALCORN STATE	W 91-51	2778
Field goal pct	.489	.445	11/28/10	at Harvard	L 66-82	954
3 POINT FG-ATT	54-140	59-154	11/30/10	TEXAS-PAN AMERICAN	W 83-64	2641
3-point FG pct	.386	.383	12/04/10	OREGON STATE	W 83-57	6363
3-pt FG made per game	6.0	6.6	12/08/10	COLORADO STATE	Wot 90-83	7219
FREE THROWS-ATT	179-233	139-198	12/17/10	THE CITADEL	W 89-61	4368
Free throw pct	.768	.702				
F-Throws made per game	19.9	15.4				
REBOUNDS	306	293				
Rebounds per game	34.0	32.6				
Rebounding margin	+1.4	-				
ASSISTS	137	121				
Assists per game	15.2	13.4				
TURNOVERS	98	151				
Turnovers per game	10.9	16.8				
Turnover margin	+5.9	-				
Assist/turnover ratio	1.4	0.8				
STEALS	79	50				
Steals per game	8.8	5.6				
BLOCKS	29	29				
Blocks per game	3.2	3.2				
ATTENDANCE	30243	10107				
Home games-Avg/Game	6-5040	3-3369				
Neutral site-Avg/Game	-	0-0				

\* - Conference game

<b>Score by Periods</b>	<b>1st</b>	<b>2nd</b>	<b>OT</b>	<b>Totals</b>
Colorado	328	392	25	745
Opponents	261	363	20	644